

Hard line.

ОБРАБОТКА ТВЕРДЫХ МАТЕРИАЛОВ


Токарные державки





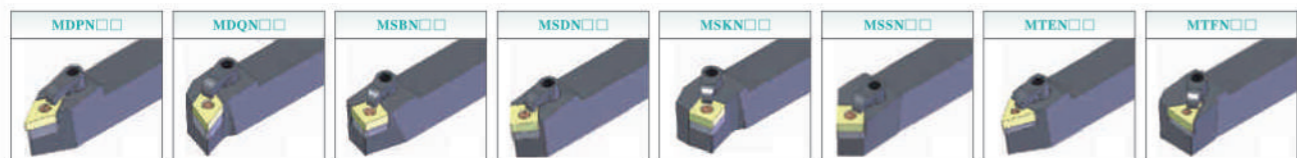
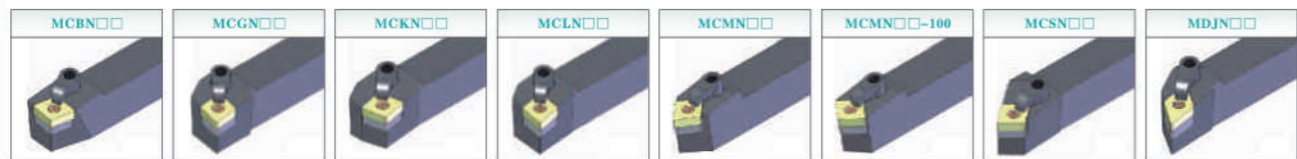
ДЛЯ НАРУЖНОГО ТОЧЕНИЯ
РАСТОЧНЫЕ ДЕРЖАВКИ
ОТРЕЗНЫЕ, КАНАВОЧНЫЕ
РЕЗЦЫ РЕЗЬБОВЫЕ



Hard line.

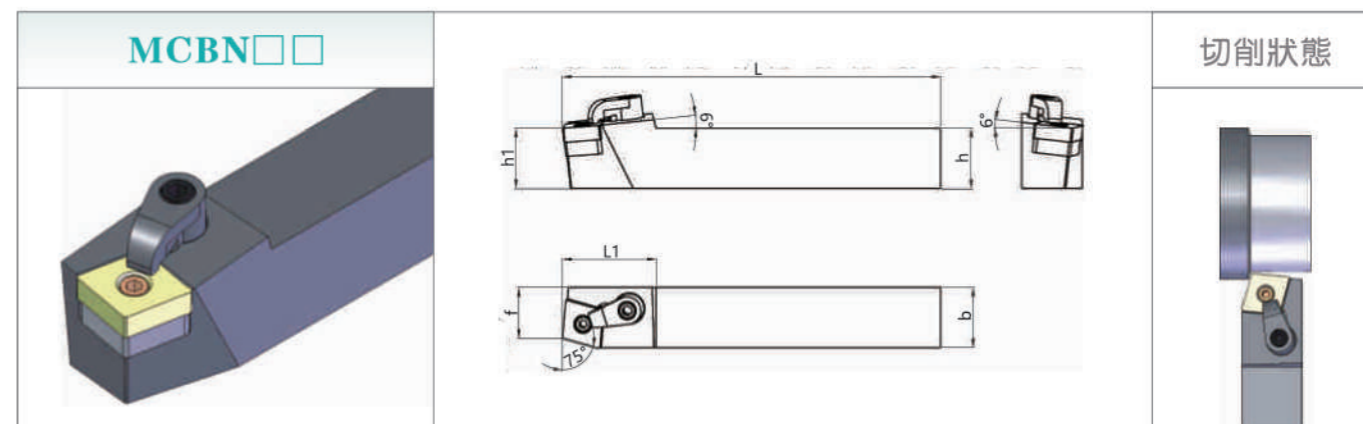
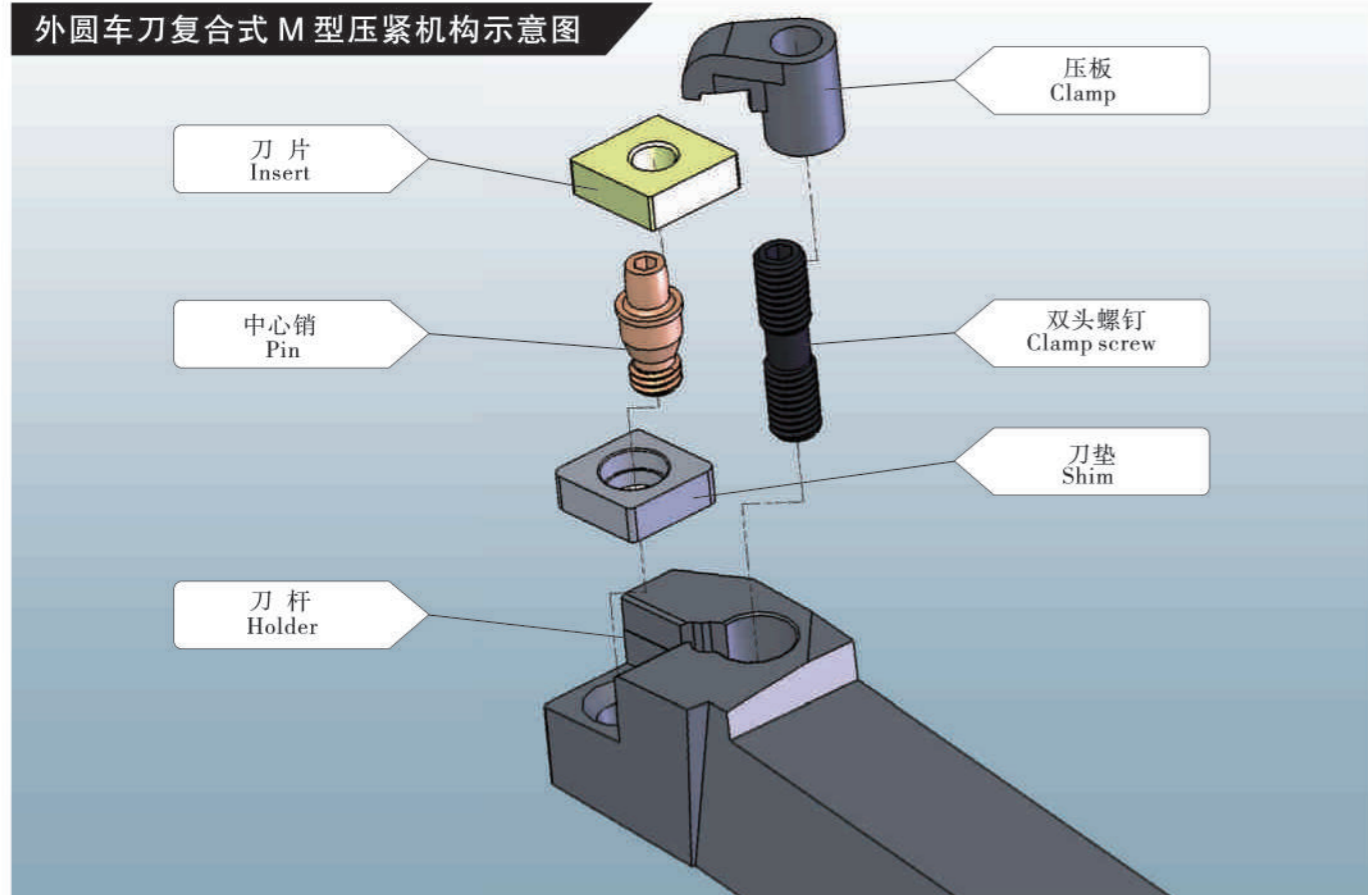
ОБРАБОТКА ТВЕРДЫХ МАТЕРИАЛОВ



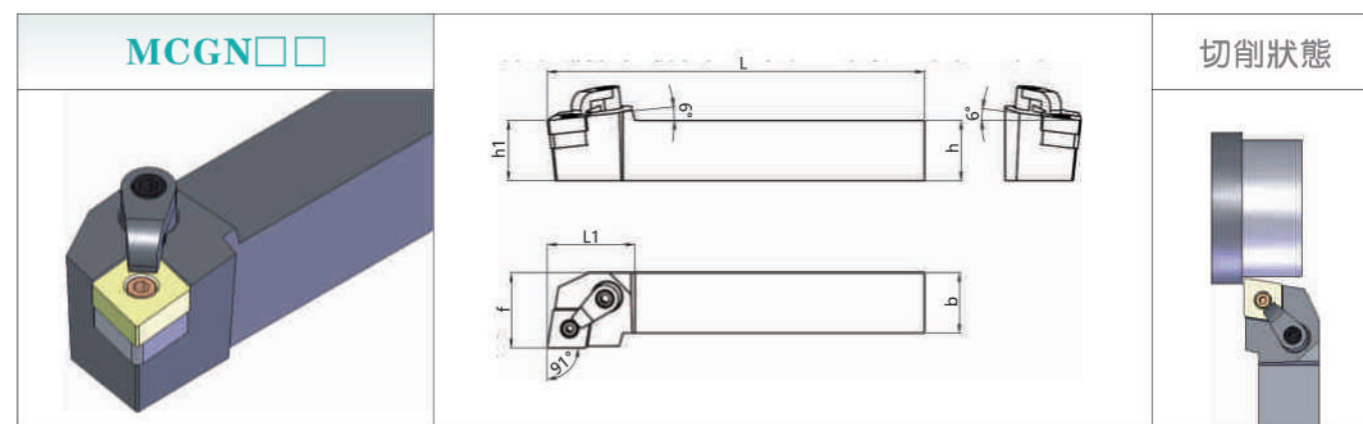




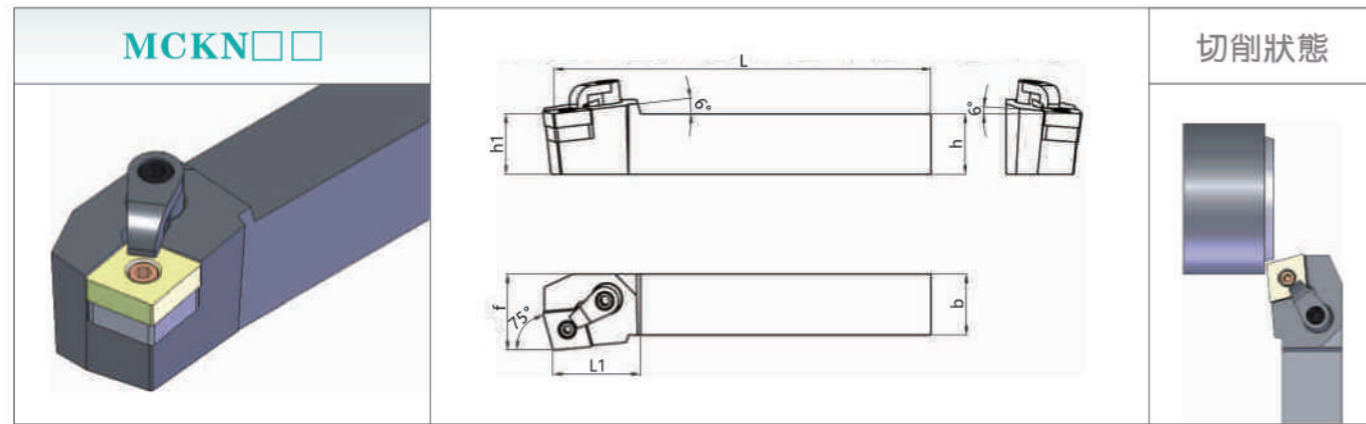
外圆车刀复合式 M 型压紧机构示意图



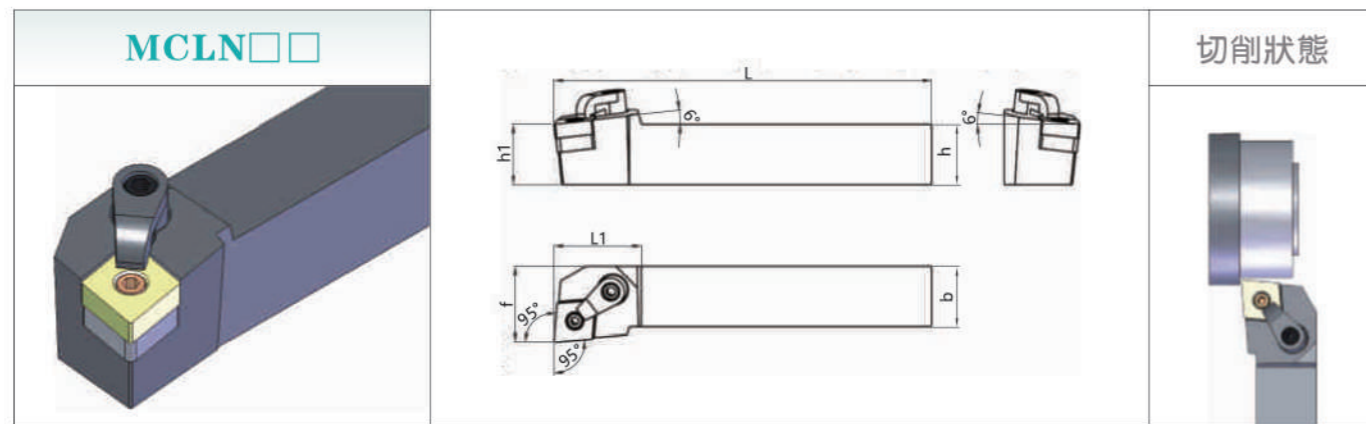
型号 Type	刀片 Insert	尺寸 (Size) mm						刀垫 Shim	中心销 Pin	压板 Clamp	双头螺钉 Clamp screw	扳手 Wrench
		h	b	L	L1	h1	f					
MCBNR/L2020K12	CN □□ 1204□□	20	20	125	32	20	25	SC 1204	MCT617	HL 1814	MCS625	L2.5, L3.0
MCBNR/L2525M12		25	25	150	32	25	32					
MCBNR/L3232P12		32	32	170	32	32	40					
MCBNR/L3232P16	CN □□ 1606□□	32	32	170	35	32	40	SC 1604	MCT822	HL 2217	MCS830	L3.0, L4.0
MCBNR/L3232P19	CN □□ 1906□□	32	32	170	40	32	40					SC 1904



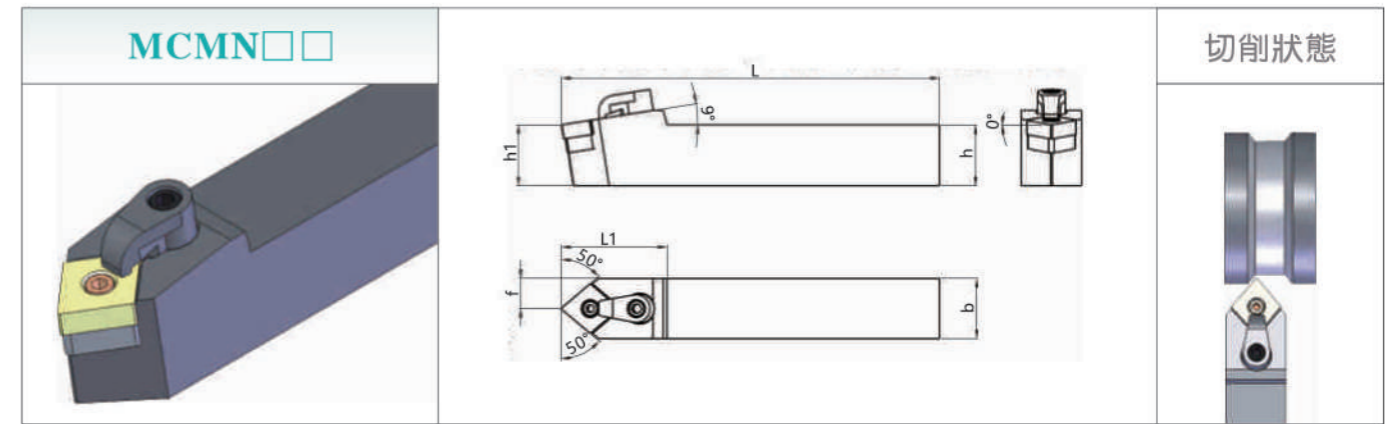
型号 Type	刀片 Insert	尺寸 (Size) mm						刀垫 Shim	中心销 Pin	压板 Clamp	双头螺钉 Clamp screw	扳手 Wrench
		h	b	L	L1	h1	f					
MCGNR/L2020K12	CN □□ 1204□□	20	20	125	32	20	25	SC 1204	MCT617	HL 1814	MCS625	L2.5, L3.0
MCGNR/L2525M12		25	25	150	32	25	32					
MCGNR/L3232P12		32	32	170	32	32	40					
MCGNR/L2525M16	CN □□ 1606□□	25	25	150	35	25	32	SC 1604	MCT822	HL 2217	MCS830	L3.0, L4.0
MCGNR/L3232P16		32	32	170	35	32	40					
MCGNR/L3232P19	CN □□ 1906□□	32	32	170	40	32	40	SC 1904	MCT1022	L4.0		



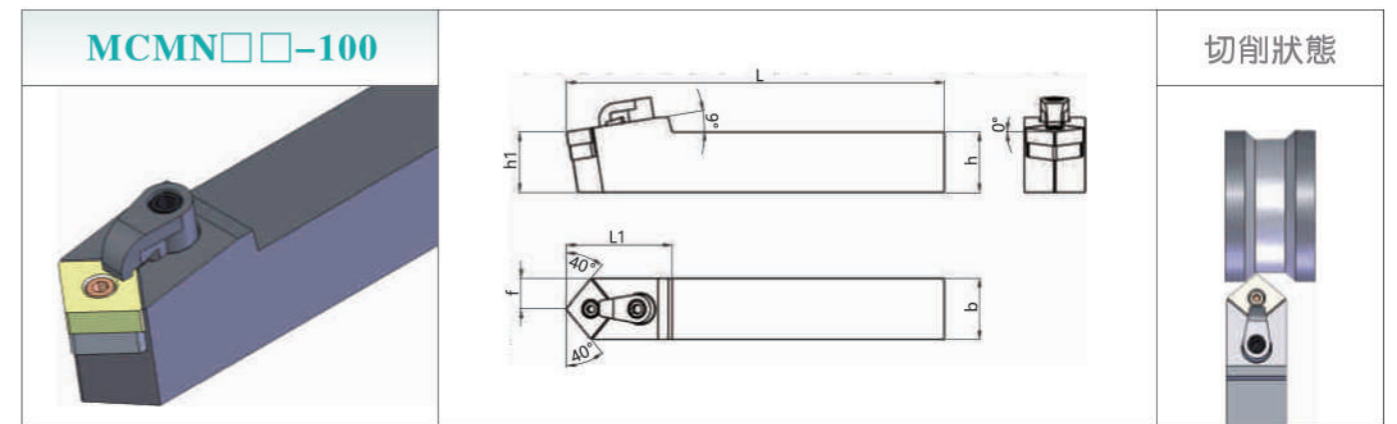
型号 Type	刀片 Insert	尺寸 (Size) mm						刀垫 Shim	中心销 Pin	压板 Clamp	双头螺钉 Clamp screw	扳手 Wrench
		h	b	L	L1	h1	f					
MCKNR/L2020K12	CN□□1204□□	20	20	125	32	20	25	SC 1204	MCT617	HL 1814	MCS625	L2.5, L3.0
MCKNR/L2525M12		25	25	150	32	25	32					
MCKNR/L3232P12		32	32	170	32	32	40					
MCKNR/L3232P16	CN□□1606□□	32	32	170	35	32	40	SC 1604	MCT822	HL 2217	MCS830	L3.0, L4.0
MCKNR/L3232P19	CN□□1906□□	32	32	170	40	32	40	SC 1904	MCT1022			L4.0



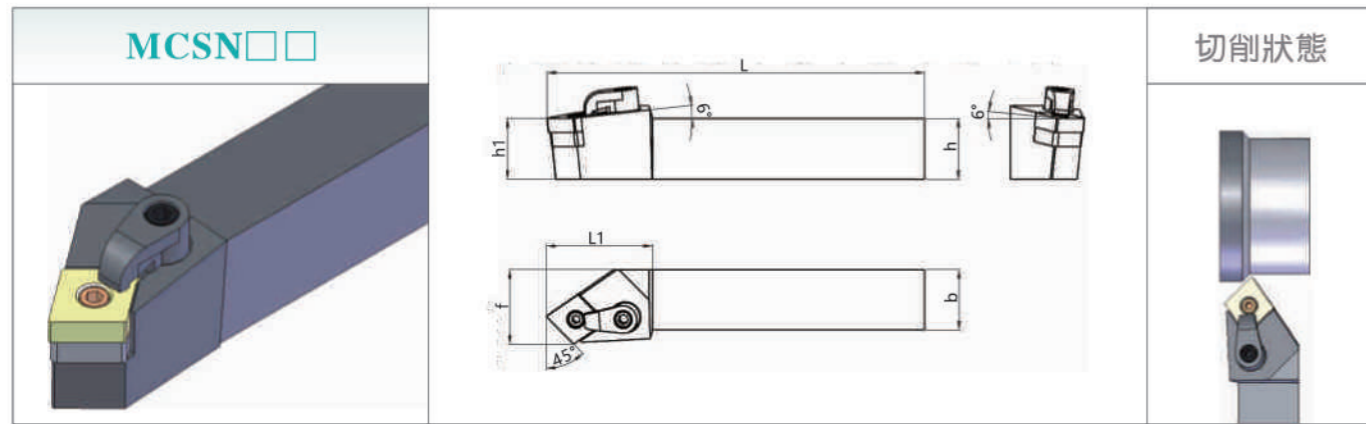
型号 Type	刀片 Insert	尺寸 (Size) mm						刀垫 Shim	中心销 Pin	压板 Clamp	双头螺钉 Clamp screw	扳手 Wrench
		h	b	L	L1	h1	f					
MCLNR/L1616H12	CN□□1204□□	16	16	100	32	16	20	SC 1204	MCT617	HL 1814	MCS625	L2.5, L3.0
MCLNR/L2020K12		20	20	125	32	20	25					
MCLNR/L2525M12		25	25	150	32	25	32					
MCLNR/L3232P12	CN□□1606□□	32	32	170	32	32	40	SC 1604	MCT822	HL 2217	MCS830	L3.0, L4.0
MCLNR/L2525M16		25	25	150	35	25	32					
MCLNR/L3232P16		32	32	170	35	32	40					
MCLNR/L3232P19	CN□□1906□□	32	32	170	40	32	40	SC 1904	MCT1022	HL 2217	MCS830	L4.0
MCLNR/L4040R19		40	40	200	40	40	50					



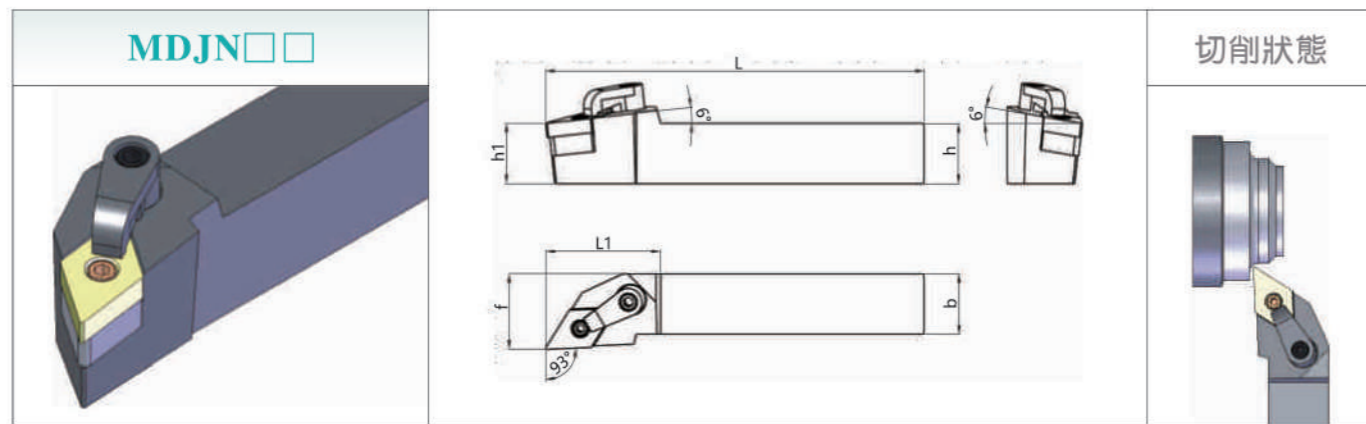
型号 Type	刀片 Insert	尺寸 (Size) mm						刀垫 Shim	中心销 Pin	压板 Clamp	双头螺钉 Clamp screw	扳手 Wrench
		h	b	L	L1	h1	f					
MCMNN2020K12	CN□□1204□□	20	20	125	36	20	10	SC 1204	MCT617	HL 1814	MCS625	L2.5, L3.0
MCMNN2525M12		25	25	150	36	25	12.5					
MCMNN3232P12		32	32	170	36	32	16					
MCMNN3232P16	CN□□1606□□	32	32	170	42	32	16	SC 1604	MCT822	HL 2217	MCS830	L3.0, L4.0
MCMNN3232P19	CN□□1906□□	32	32	170	46	32	16	SC 1904	MCT1022			L4.0



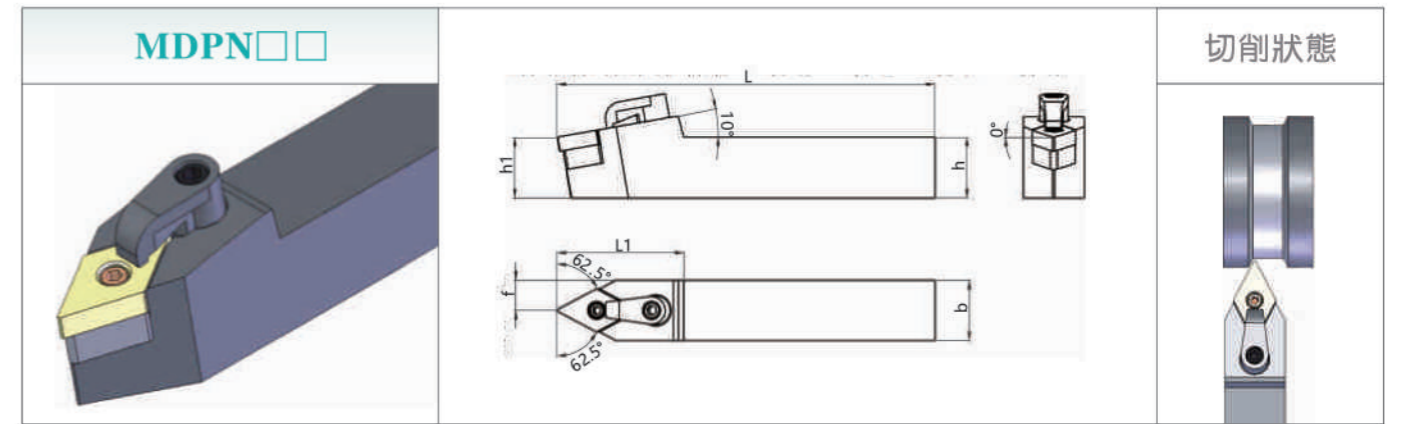
型号 Type	刀片 Insert	尺寸 (Size) mm						刀垫 Shim	中心销 Pin	压板 Clamp	双头螺钉 Clamp screw	扳手 Wrench
		h	b	L	L1	h1	f					
MCMNN2020K12-100	CN□□1204□□	20	20	125	36	20	10	SC 1204	MCT617	HL 1814	MCS625	L2.5, L3.0
MCMNN2525M12-100		25	25	150	36	25	12.5					
MCMNN3232P12-100		32	32	170	36	32	16					
MCMNN3232P16-100	CN□□1606□□	32	32	170	42	32	16	SC 1604	MCT822	HL 2217	MCS830	L3.0, L4.0
MCMNN3232P19-100	CN□□1906□□	32	32	170	46	32	16	SC 1904	MCT1022			L4.0



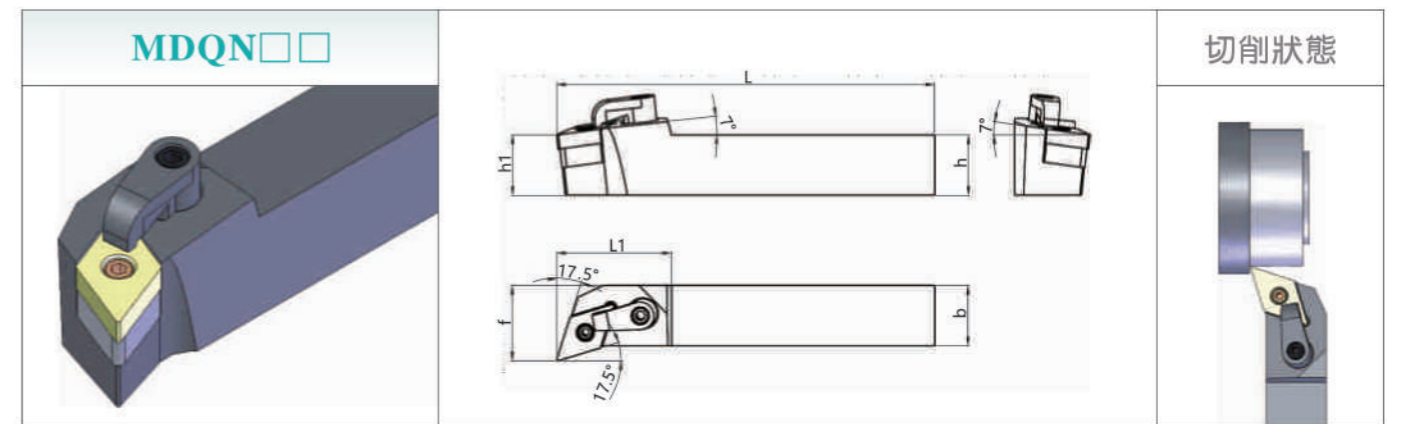
型号 Type	刀片 Insert	尺寸 (Size) mm						刀垫 Shim	中心销 Pin	压板 Clamp	双头螺钉 Clamp screw	扳手 Wrench
		h	b	L	L1	h1	f					
MCSNR/L2020K12	CN □□ 1204□□	20	20	125	32	20	25	SC 1204	MCT617	HL 1814	MCS625	L2.5, L3.0
MCSNR/L2525M12		25	25	150	32	25	32					
MCSNR/L3232P12		32	32	170	32	32	40					
MCSNR/L3232P16	CN □□ 1606□□	32	32	170	35	32	40	SC 1604	MCT822	HL 2217	MCS830	L3.0, L4.0
MCSNR/L3232P19	CN □□ 1906□□	32	32	170	40	32	40	SC 1904	MCT1022			L4.0



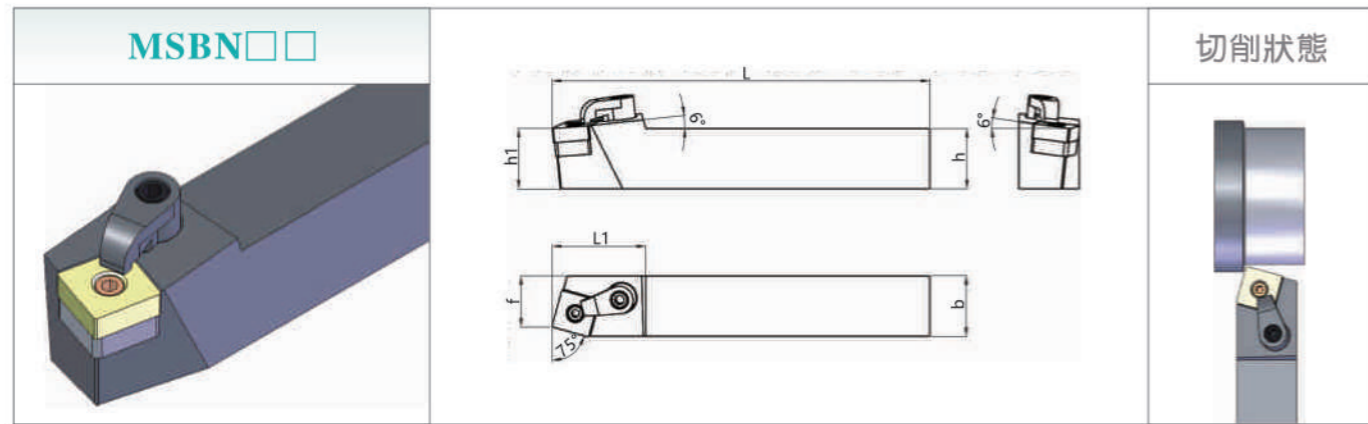
型号 Type	刀片 Insert	尺寸 (Size) mm						刀垫 Shim	中心销 Pin	压板 Clamp	双头螺钉 Clamp screw	扳手 Wrench
		h	b	L	L1	h1	f					
MDJNR/L1616H11	DN □□ 1104□□	16	16	100	32	16	20	SD 1103	MCT513	HL 1814	MCS625	L2.0, L3.0
MDJNR/L2020K11		20	20	125	32	20	25					
MDJNR/L2525M11		25	25	150	32	25	32					
MDJNR/L2020K15	DN □□ 1504□□ DN □□ 1506□□	20	20	125	38	20	25	SD 1506 SD 1504	MCT619	HL 2114	MCS625	L2.5, L3.0
MDJNR/L2525M15		25	25	150	38	25	32					
MDJNR/L3232P15		32	32	170	38	32	40					



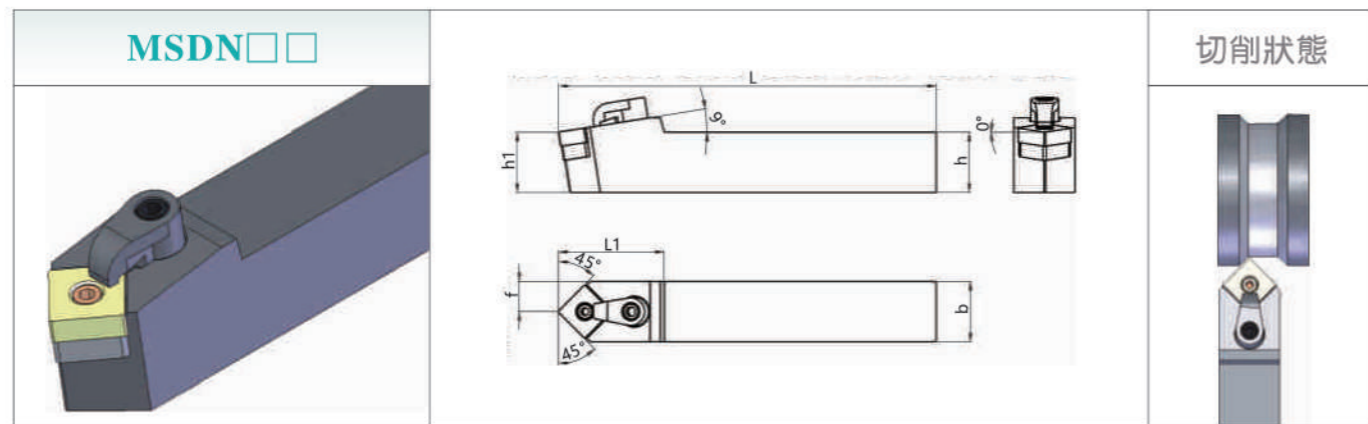
型号 Type	刀片 Insert	尺寸 (Size) mm						刀垫 Shim	中心销 Pin	压板 Clamp	双头螺钉 Clamp screw	扳手 Wrench
		h	b	L	L1	h1	f					
MDPNN1616H11	DN □□ 1104□□	16	16	100	35	16	8	SD 1103	MCT513	HL 1814	MCS625	L2.0, L3.0
MDPNN2020K11		20	20	125	35	20	10					
MDPNN2525M11		25	25	150	35	25	12.5					
MDPNN2020K15	DN □□ 1504□□ DN □□ 1506□□	20	20	125	42	20	10	SD 1506 SD 1504	MCT619	HL 2114	MCS625	L2.5, L3.0
MDPNN2525M15		25	25	150	42	25	12.5					
MDPNN3232P15		32	32	170	42	32	16					



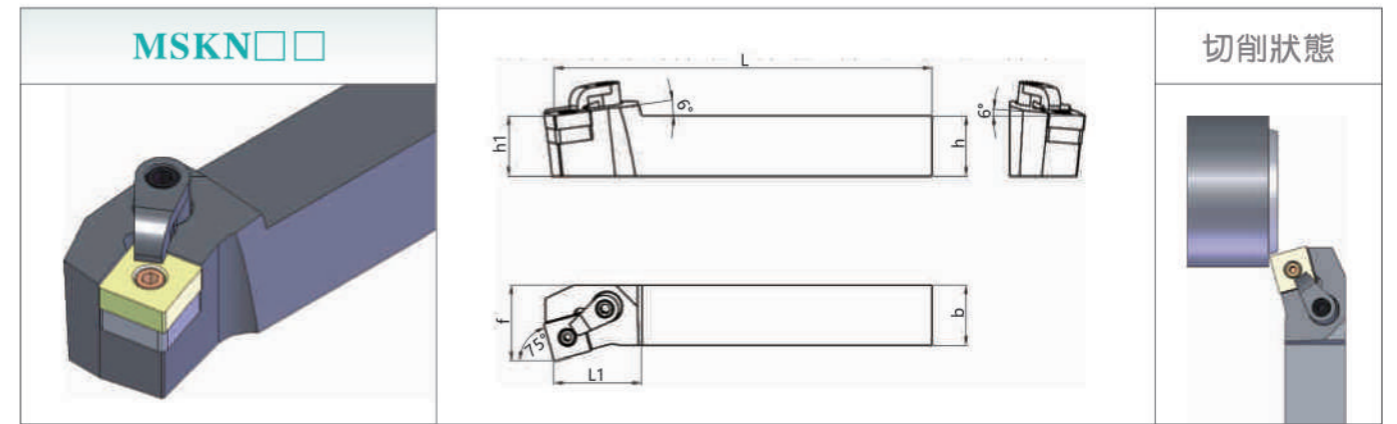
型号 Type	刀片 Insert	尺寸 (Size) mm						刀垫 Shim	中心销 Pin	压板 Clamp	双头螺钉 Clamp screw	扳手 Wrench
		h	b	L	L1	h1	f					
MDQNR/L2020K15	DN □□ 1504□□ DN □□ 1506□□	20	20	125	38	20	25	SD 1506 SD 1504	MCT619	HL 2114	MCS625	L2.5, L3.0
MDQNR/L2525M15		25	25	150	38	25	32					
MDQNR/L3232P15		32	32	170	38	32	40					



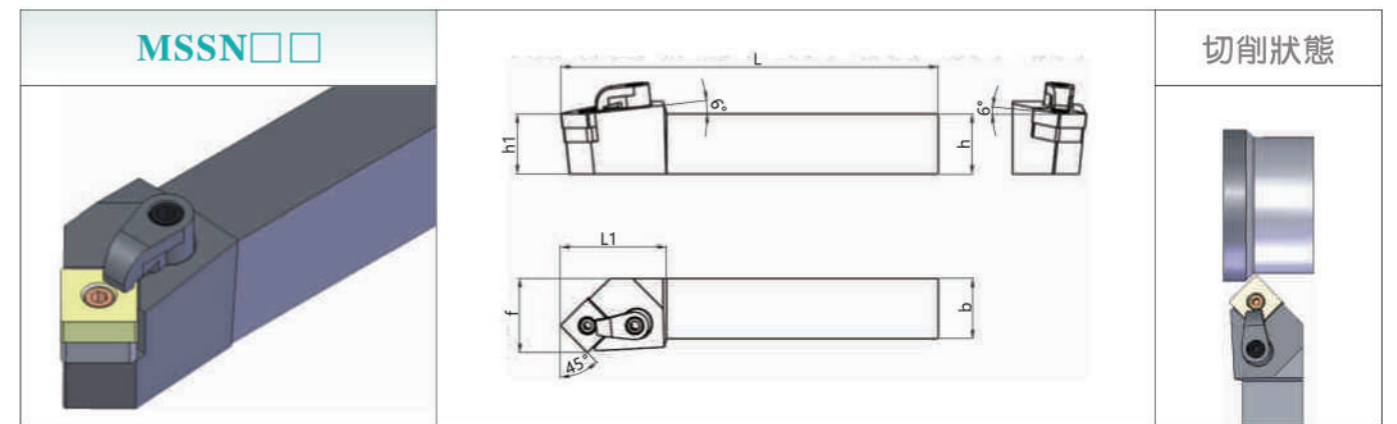
型号 Type	刀片 Insert	尺寸 (Size) mm						刀垫 Shim	中心销 Pin	压板 Clamp	双头螺钉 Clamp screw	扳手 Wrench
		h	b	L	L1	h1	f					
MSBNR/L2020K12	SN □□ 1204□□	20	20	125	32	20	17	SS 1204	MCT617	HL 1814	MCS625	L2.5, L3.0
MSBNR/L2525M12		25	25	150	32	25	22					
MSBNR/L3232P12		32	32	170	32	32	27					
MSBNR/L3232P15	SN □□ 1506□□	32	32	170	35	32	27	SS 1504	MCT822	HL 2217	MCS830	L3.0, L4.0
MSBNR/L3232P19	SN □□ 1906□□	32	32	170	40	32	27	SS 1904	MCT1022			L4.0
MSBNR/L4040R19			40	40	200	40	40	35				



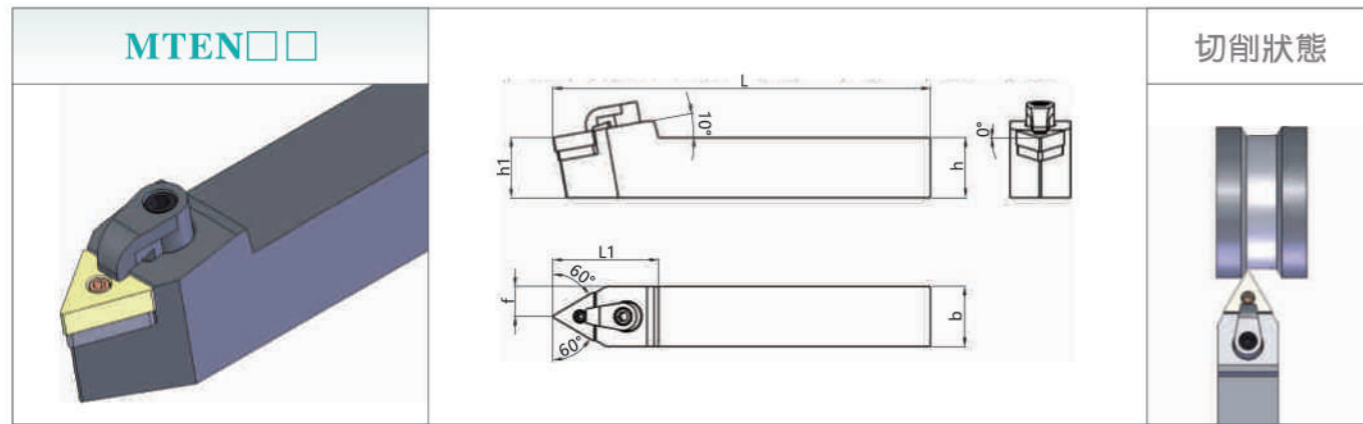
型号 Type	刀片 Insert	尺寸 (Size) mm						刀垫 Shim	中心销 Pin	压板 Clamp	双头螺钉 Clamp screw	扳手 Wrench
		h	b	L	L1	h1	f					
MSDNN1616H12	SN □□ 1204□□	16	16	100	34	16	8	SS 1204	MCT617	HL 1814	MCS625	L2.5, L3.0
MSDNN2020K12		20	20	125	34	20	10					
MSDNN2525M12		25	25	150	34	25	12.5					
MSDNN3232P12		32	32	170	34	32	16					
MSDNN3232P15	SN □□ 1506□□	32	32	170	38	32	16	SS 1504	MCT822	HL 2217	MCS830	L3.0, L4.0
MSDNN3232P19	SN □□ 1906□□	32	32	170	42	32	16	SS 1904	MCT1022			L4.0



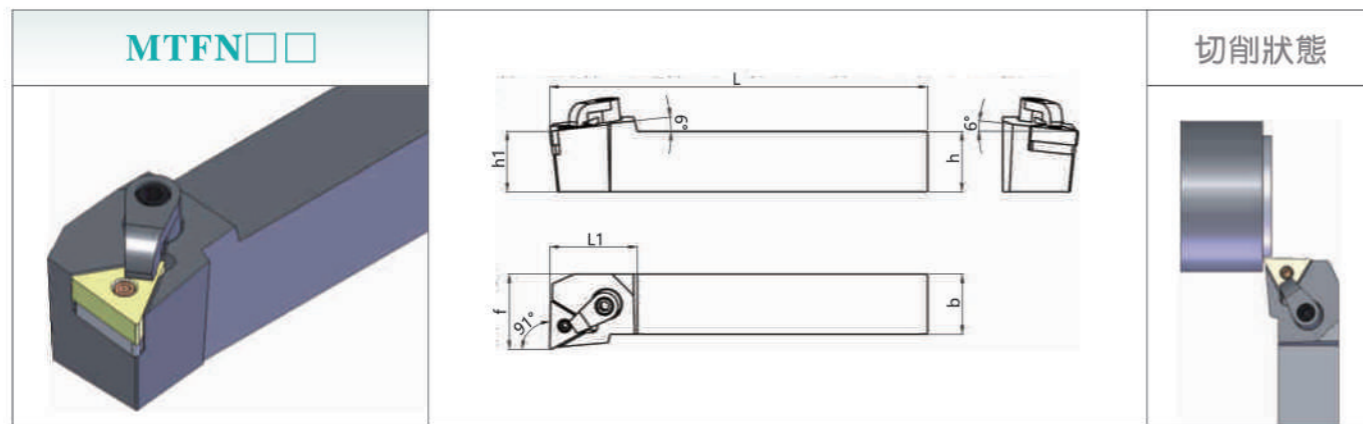
型号 Type	刀片 Insert	尺寸 (Size) mm						刀垫 Shim	中心销 Pin	压板 Clamp	双头螺钉 Clamp screw	扳手 Wrench
		h	b	L	L1	h1	f					
MSKNR/L2020K12	SN □□ 1204□□	20	20	125	32	20	25	SS 1204	MCT617	HL 1814	MCS625	L2.5, L3.0
MSKNR/L2525M12		25	25	150	32	25	32					
MSKNR/L3232P12		32	32	170	32	32	40					
MSKNR/L3232P15	SN □□ 1506□□	32	32	170	35	32	40	SS 1504	MCT822	HL 2217	MCS830	L3.0, L4.0
MSKNR/L3232P19	SN □□ 1906□□	32	32	170	40	32	40	SS 1904	MCT1022			L4.0



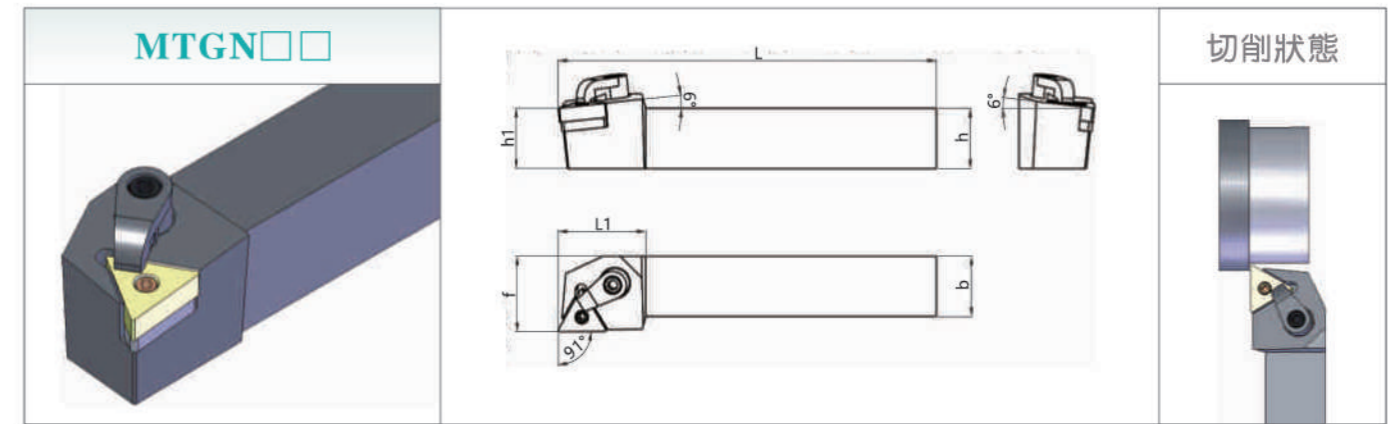
型号 Type	刀片 Insert	尺寸 (Size) mm						刀垫 Shim	中心销 Pin	压板 Clamp	双头螺钉 Clamp screw	扳手 Wrench
		h	b	L	L1	h1	f					
MSSNR/L2020K12	SN □□ 1204□□	20	20	125	32	20	25	SS 1204	MCT617	HL 1814	MCS625	L2.5, L3.0
MSSNR/L2525M12		25	25	150	32	25	32					
MSSNR/L3232P12		32	32	170	32	32	40					
MSSNR/L2525M15	SN □□ 1506□□	25	25	150	35	25	32	SS 1504	MCT822	HL 2217	MCS830	L3.0, L4.0
MSSNR/L3232P15		32	32	170	35	32	40					
MSSNR/L3232P19	SN □□ 1906□□	32	32	170	40	32	40	SS 1904	MCT1022			L4.0
MSSNR/L4040R19		40	40	200	40	40	50					



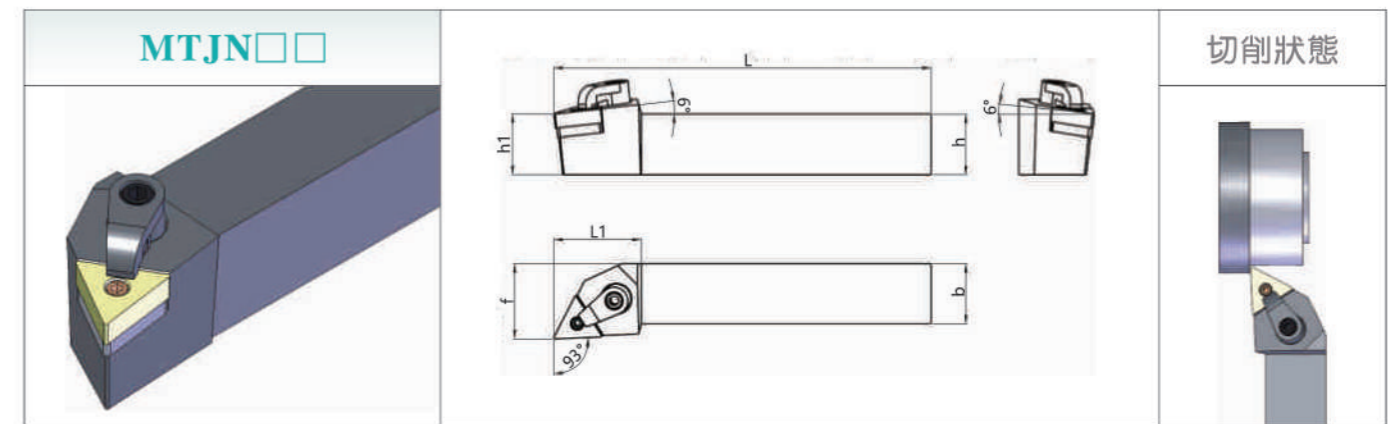
型号 Type	刀片 Insert	尺寸 (Size) mm						刀垫 Shim	中心销 Pin	压板 Clamp	双头螺钉 Clamp screw	扳手 Wrench
		h	b	L	L1	h1	f					
MTENN2020K16	TN □ □ 1604 □ □	20	20	125	35	20	10	ST 1603	MCT513	HL 1814	MCS625	L2.0, L3.0
MTENN2525M16		25	25	150	35	25	12.5					
MTENN3232P16		32	32	170	35	32	16					
MTENN2525M22	TN □ □ 2204 □ □	25	25	150	38	25	12.5	ST 2204	MCT617	HL 1917	MCS830	L2.5, L4.0
MTENN3232P22		32	32	170	38	32	16					



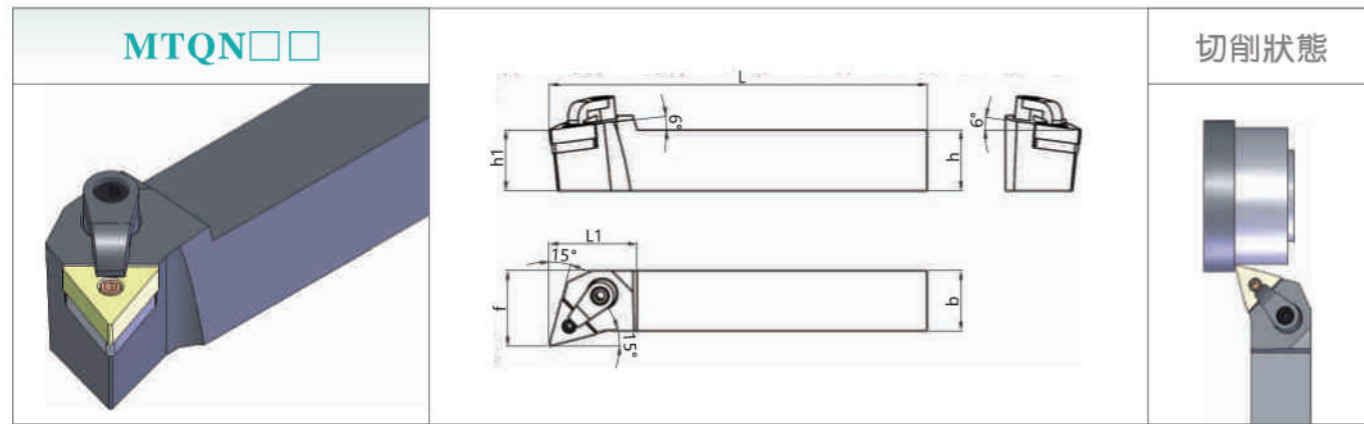
型号 Type	刀片 Insert	尺寸 (Size) mm						刀垫 Shim	中心销 Pin	压板 Clamp	双头螺钉 Clamp screw	扳手 Wrench
		h	b	L	L1	h1	f					
MTFNR/L2020K16	TN □ □ 1604 □ □	20	20	125	28	20	25	ST 1603	MCT513	HL 1814	MCS625	L2.0, L3.0
MTFNR/L2525M16		25	25	150	28	25	32					
MTFNR/L3232P16		32	32	170	28	32	40					
MTFNR/L2525M22	TN □ □ 2204 □ □	25	25	150	32	25	32	ST 2204	MCT617	HL 1917	MCS830	L2.5, L4.0
MTFNR/L3232P22		32	32	170	32	32	40					



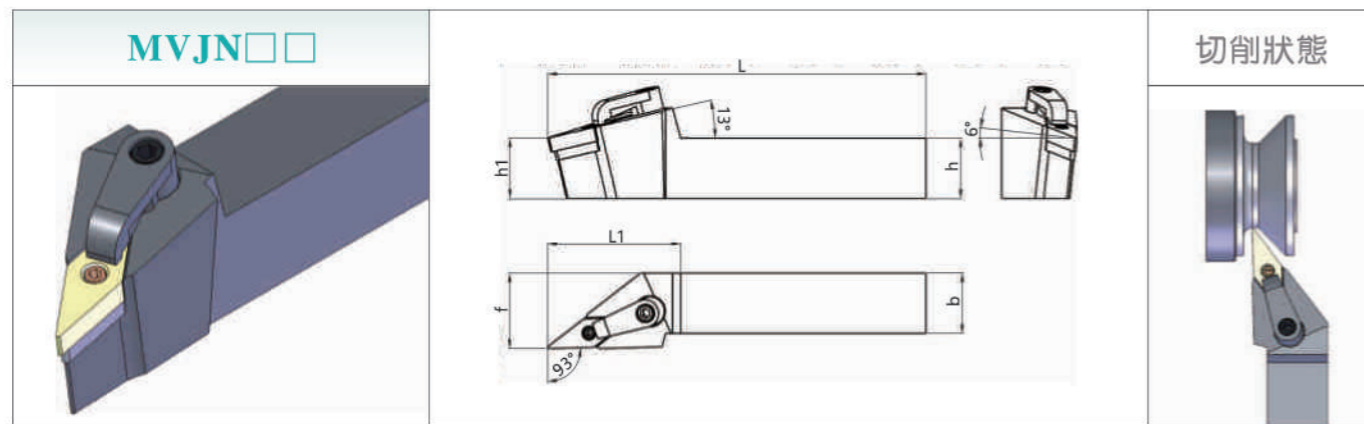
型号 Type	刀片 Insert	尺寸 (Size) mm						刀垫 Shim	中心销 Pin	压板 Clamp	双头螺钉 Clamp screw	扳手 Wrench
		h	b	L	L1	h1	f					
MTGNR/L2020K16	TN □ □ 1604 □ □	20	20	125	28	20	25	ST 1603	MCT513	HL 1814	MCS625	L2.0, L3.0
MTGNR/L2525M16		25	25	150	28	25	32					
MTGNR/L3232P16		32	32	170	28	32	40					
MTGNR/L2525M22	TN □ □ 2204 □ □	25	25	150	32	25	32	ST 2204	MCT617	HL 1917	MCS830	L2.5, L4.0
MTGNR/L3232P22		32	32	170	32	32	40					



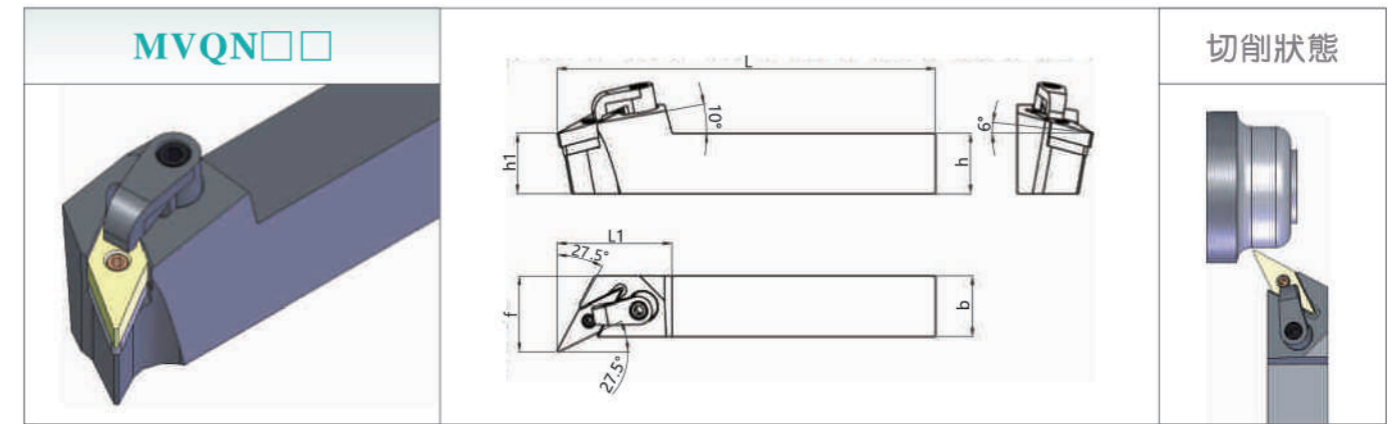
型号 Type	刀片 Insert	尺寸 (Size) mm						刀垫 Shim	中心销 Pin	压板 Clamp	双头螺钉 Clamp screw	扳手 Wrench
		h	b	L	L1	h1	f					
MTJNR/L1616H16	TN □ □ 1604 □ □	16	16	100	28	16	20	ST 1603	MCT513	HL 1814	MCS625	L2.0, L3.0
MTJNR/L2020K16		20	20	125	28	20	25					
MTJNR/L2525M16		25	25	150	28	25	32					
MTJNR/L3232P16	TN □ □ 2204 □ □	32	32	170	28	32	40	ST 2204	MCT617	HL 1917	MCS830	L2.5, L4.0
MTJNR/L2525M22		25	25	150	32	25	32					
MTJNR/L3232P22	TN □ □ 2204 □ □	32	32	170	32	32	40	ST 2204	MCT617	HL 1917	MCS830	L2.5, L4.0
MTJNR/L4040R22		40	40	200	36	40	50					



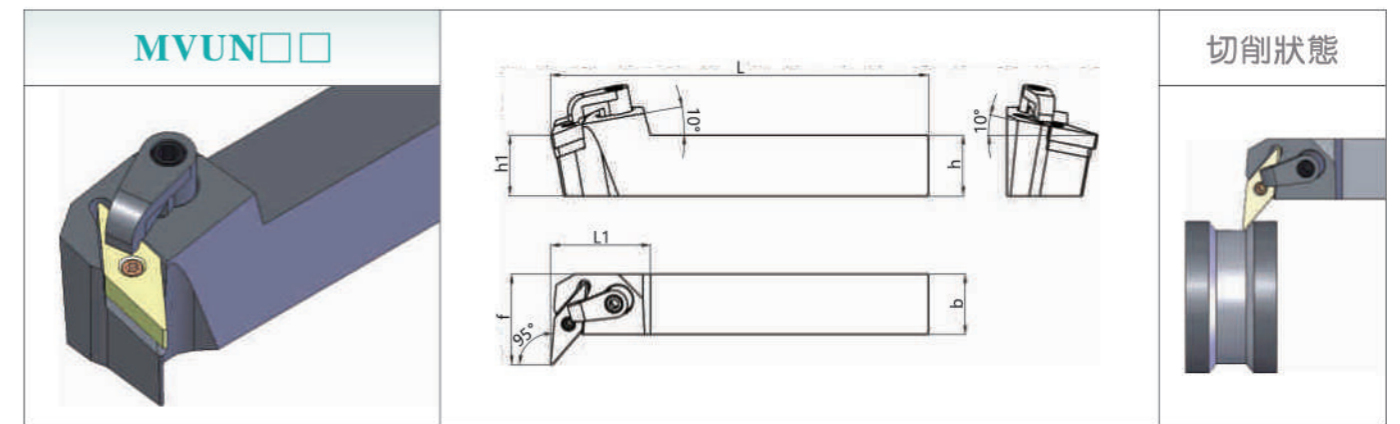
型号 Type	刀片 Insert	尺寸 (Size) mm						刀垫 Shim	中心销 Pin	压板 Clamp	双头螺钉 Clamp screw	扳手 Wrench
		h	b	L	L1	h1	f					
MTQNR/L2020K16	TN □□ 1604 □□	20	20	125	26	20	25	ST 1603	MCT513	HL 1814	MCS625	L2.0, L3.0
MTQNR/L2525M16		25	25	150	26	25	32					
MTQNR/L3232P16		32	32	170	26	32	40					
MTQNR/L2525M22	TN □□ 2204 □□	25	25	150	32	25	32	ST 2204	MCT617	HL 1917	MCS830	L2.5, L4.0
MTQNR/L3232P22		32	32	170	32	32	40					



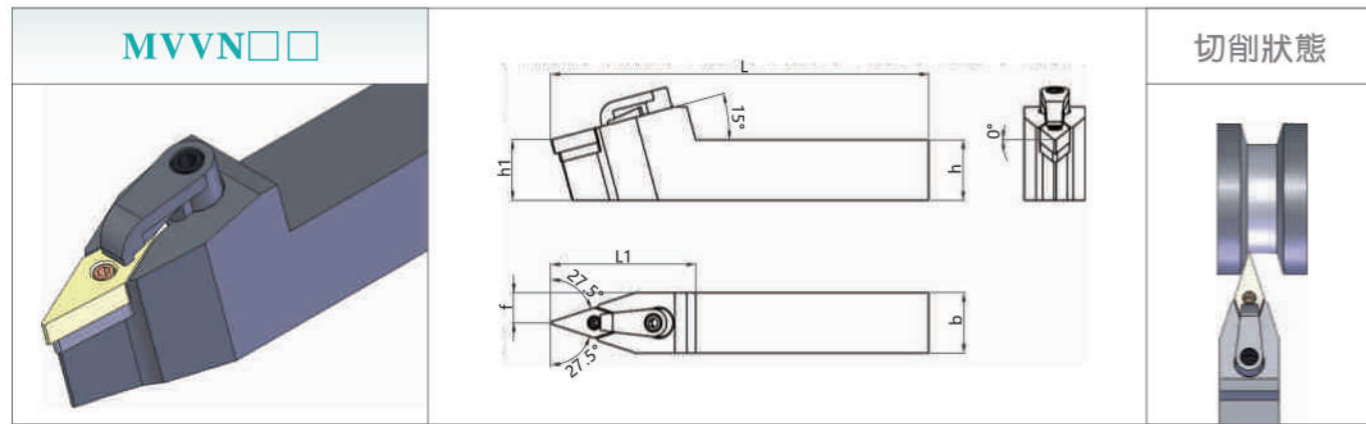
型号 Type	刀片 Insert	尺寸 (Size) mm						刀垫 Shim	中心销 Pin	压板 Clamp	双头螺钉 Clamp screw	扳手 Wrench
		h	b	L	L1	h1	f					
MVJNR/L1616H16	VN □□ 1604 □□	16	16	100	42	16	20	SV 1603	MCT513	HL 2414	MCS625	L2.0, L3.0
MVJNR/L2020K16		20	20	125	42	20	25					
MVJNR/L2525M16		25	25	150	42	25	32					
MVJNR/L3232P16		32	32	170	42	32	40					



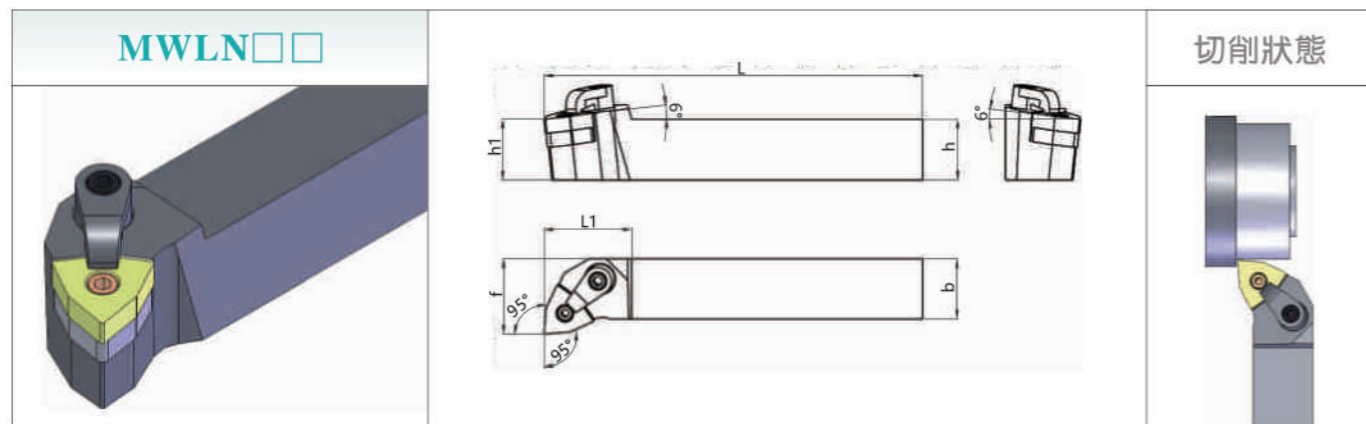
型号 Type	刀片 Insert	尺寸 (Size) mm						刀垫 Shim	中心销 Pin	压板 Clamp	双头螺钉 Clamp screw	扳手 Wrench
		h	b	L	L1	h1	f					
MVQNR/L2020K16	VN □□ 1604 □□	20	20	125	40	20	25	SV 1603	MCT513	HL 2114	MCS625	L2.0, L3.0
MVQNR/L2525M16		25	25	150	40	25	32					
MVQNR/L3232P16		32	32	170	40	32	40					



型号 Type	刀片 Insert	尺寸 (Size) mm						刀垫 Shim	中心销 Pin	压板 Clamp	双头螺钉 Clamp screw	扳手 Wrench
		h	b	L	L1	h1	f					
MVUNR/L2525M16	VN □□ 1604 □□	25	25	150	21	25	32	SV 1603	MCT513	HL 2114	MCS625	L2.0, L3.0
MVUNR/L3232P16		32	32	170	21	32	40					



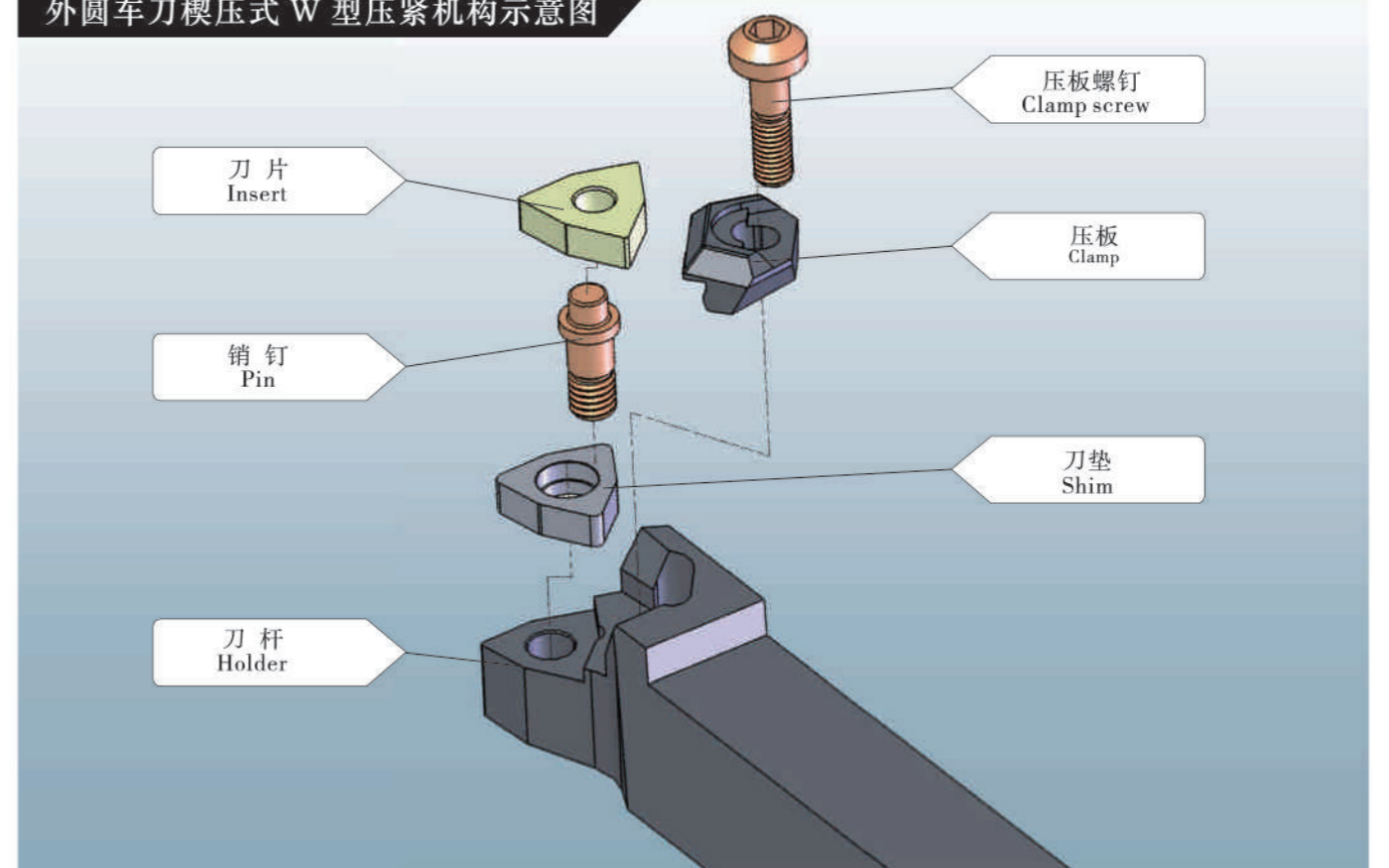
型号 Type	刀片 Insert	尺寸 (Size) mm						刀垫 Shim	中心销 Pin	压板 Clamp	双头螺钉 Clamp screw	扳手 Wrench
		h	b	L	L ₁	h ₁	f					
MVVNN2020K16	VN□□1604□□	20	20	125	48	20	10	SV 1603	MCT513	HL 2414	MCS625	L2.0, L3.0
MVVNN2525M16		25	25	150	48	25	12.5					
MVVNN3232P16		32	32	170	48	32	16					




型号 Type	刀片 Insert	尺寸 (Size) mm						刀垫 Shim	中心销 Pin	压板 Clamp	双头螺钉 Clamp screw	扳手 Wrench
		h	b	L	L ₁	h ₁	f					
MWLN/L1616H06	WN□□0604□□	16	16	100	23	16	20	SW 0603	MCT513			L2.0, L3.0
MWLN/L2020K06		20	20	125	23	20	25					
MWLN/L2525M06		25	25	150	23	25	32					
MWLN/L1616H08	WN□□0804□□	16	16	100	25	16	20	SW 0804	MCT617	HL 1814	MCS625	L2.5, L3.0
MWLN/L2020K08		20	20	125	25	20	25					
MWLN/L2525M08		25	25	150	25	25	32					
MWLN/L3232P08		32	32	170	25	32	40					

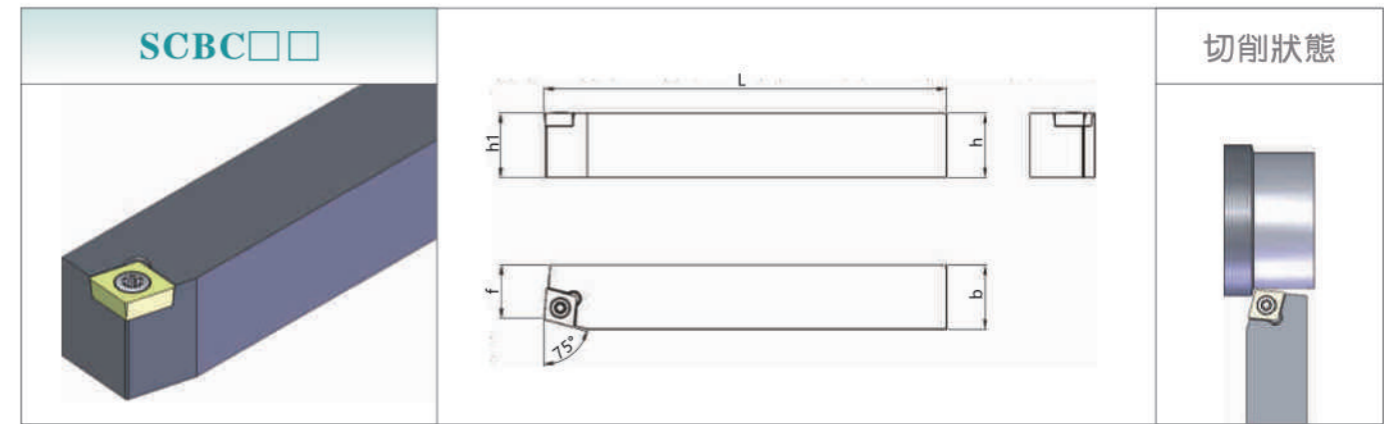
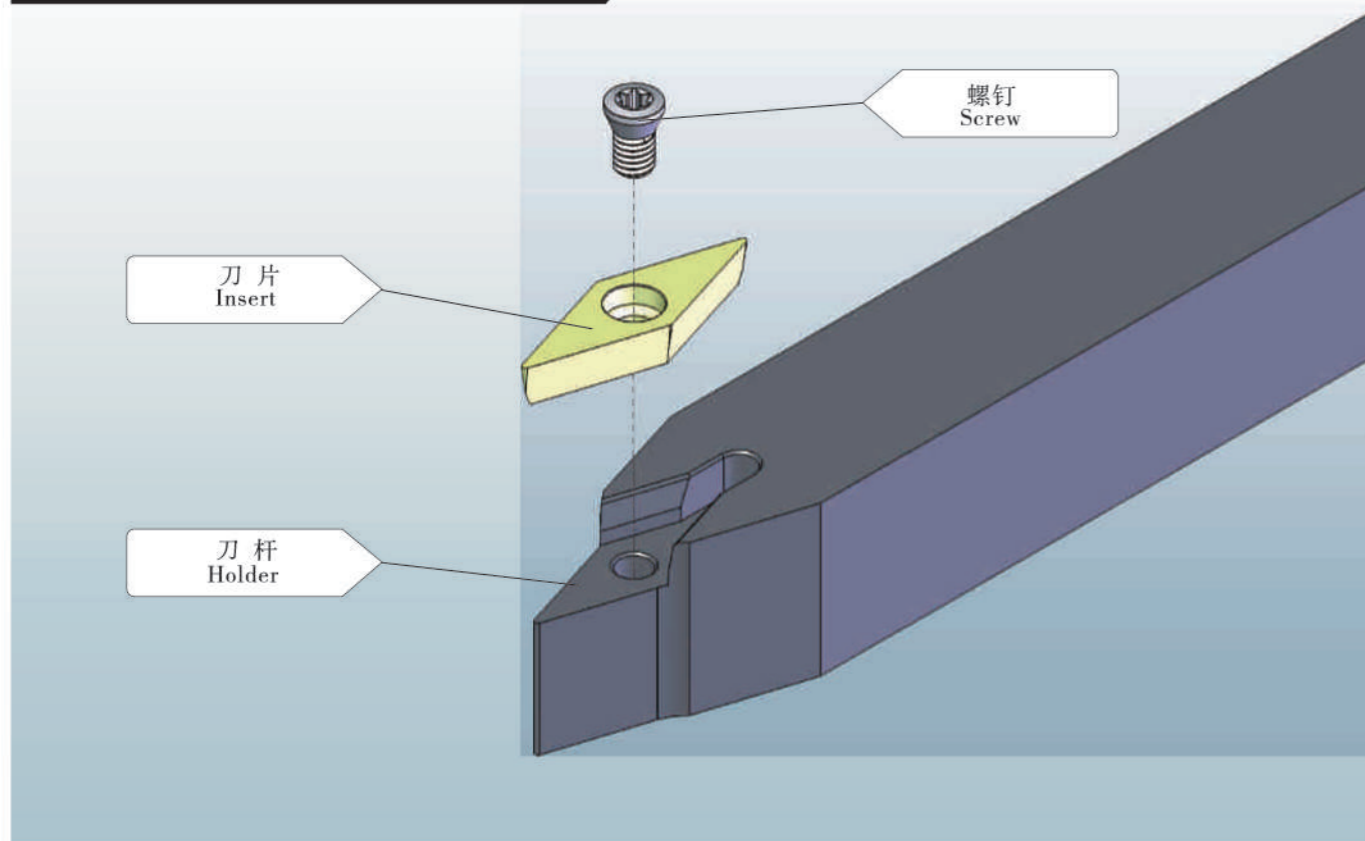


外圆车刀楔压式 W 型压紧机构示意图

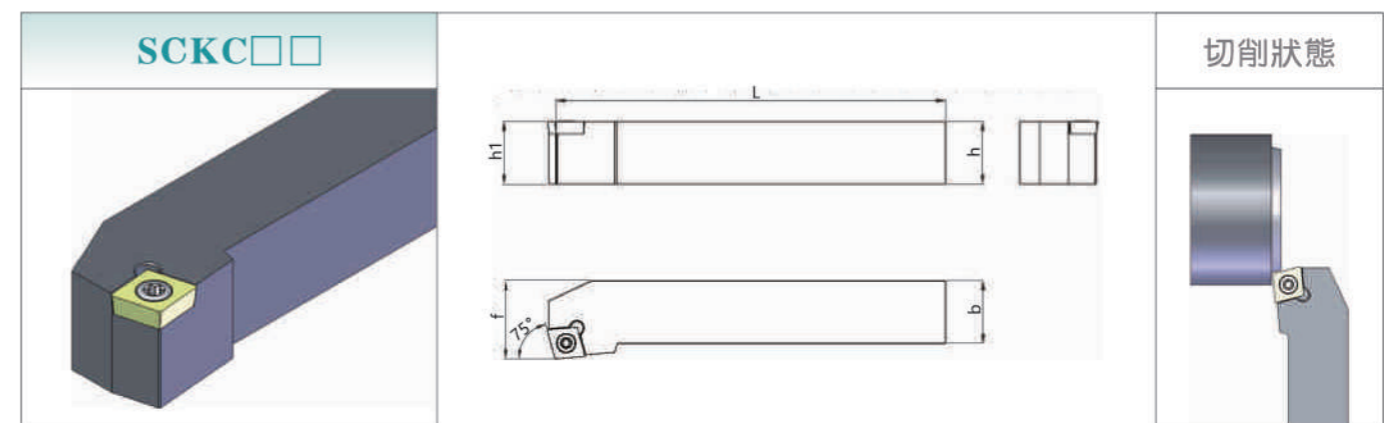




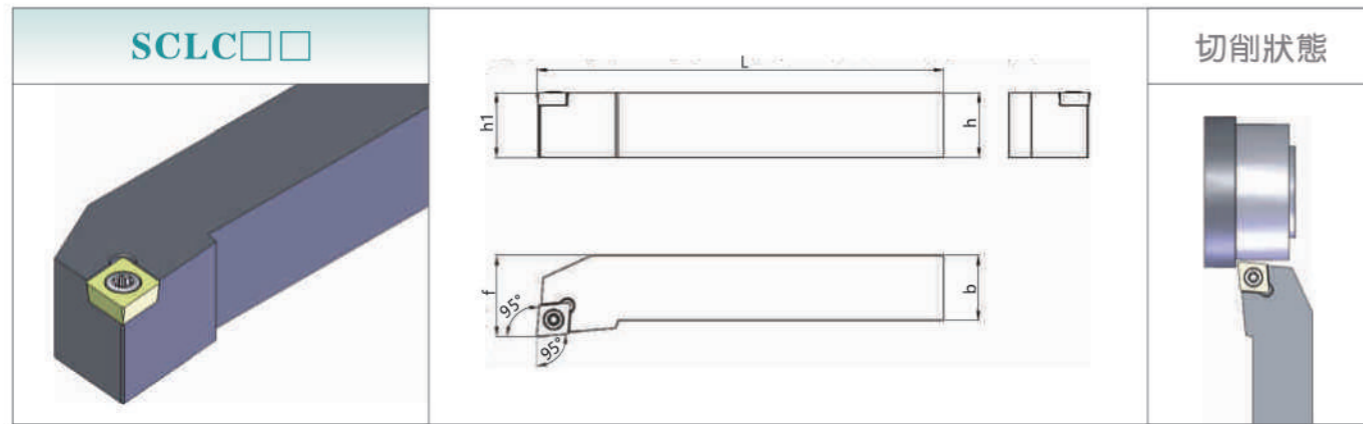
外圆车刀螺钉式 S 型压紧机构示意图



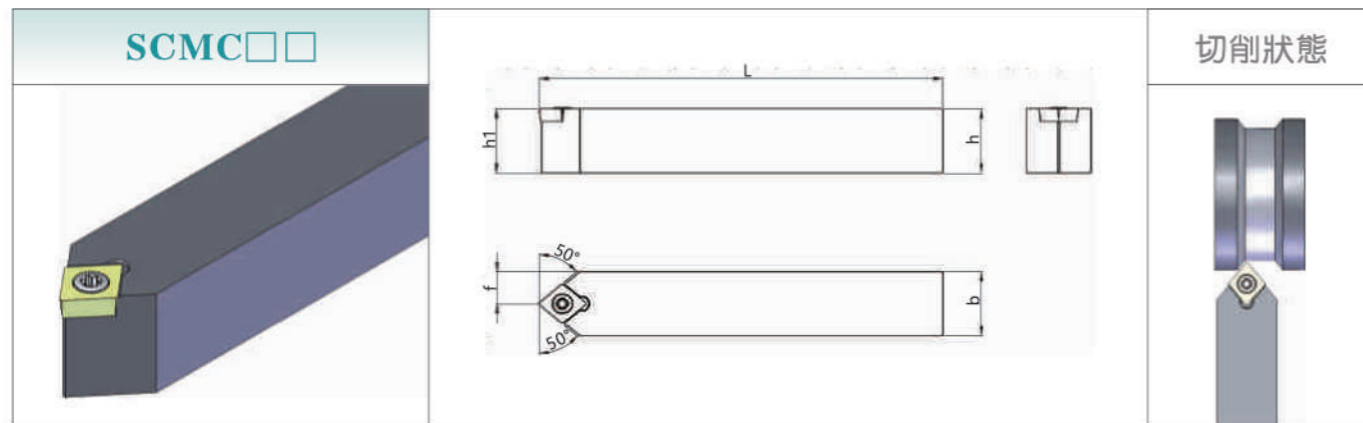
型号 Type	刀片 Insert	尺寸(Size)mm					螺钉 Screw	扳手 Wrench
		h	b	L	h1	f		
SCBCR/L1616H09	CC □□09T3□□	16	16	100	16	13	M4 × 10	T15
SCBCR/L2020K09		20	20	125	20	17		
SCBCR/L2525M09		25	25	150	25	22		
SCBCR/L2020K12	CC □□1204□□	20	20	125	20	17	M5 × 12	T20
SCBCR/L2525M12		25	25	150	25	22		



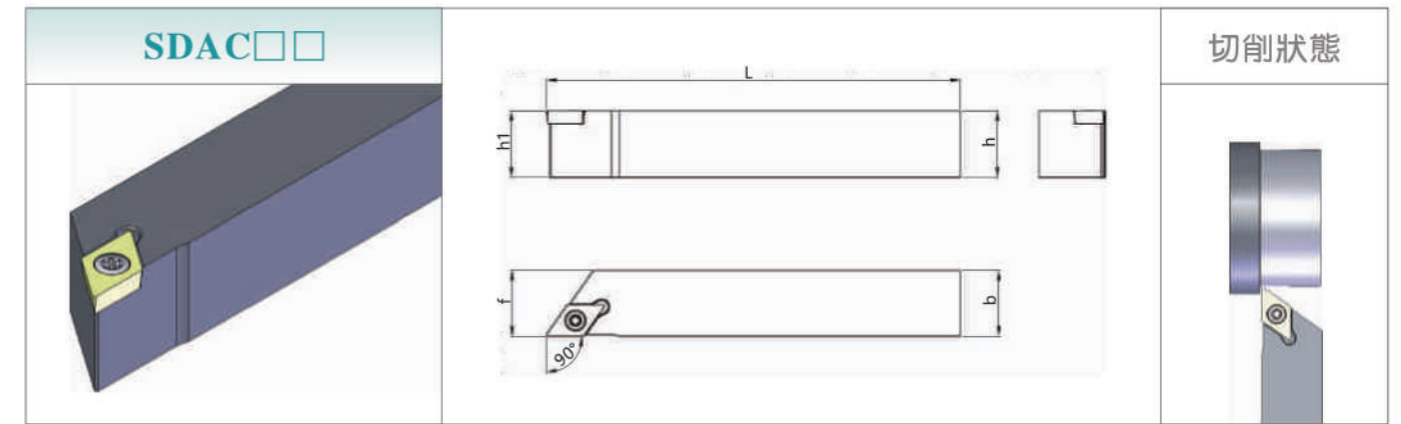
型号 Type	刀片 Insert	尺寸(Size)mm					螺钉 Screw	扳手 Wrench
		h	b	L	h1	f		
SCKCR/L1212H09	CC □□09T3□□	12	12	100	12	16	M4 × 8	T15
SCKCR/L1616H09		16	16	100	16	20		
SCKCR/L2020K09		20	20	125	20	25		
SCKCR/L2525M09	CC □□1204□□	25	25	150	25	32	M4 × 10	T20
SCKCR/L2020K12		20	20	125	20	25		
SCKCR/L2525M12		25	25	150	25	32		
SCKCR/L3232P12		32	32	170	32	40		



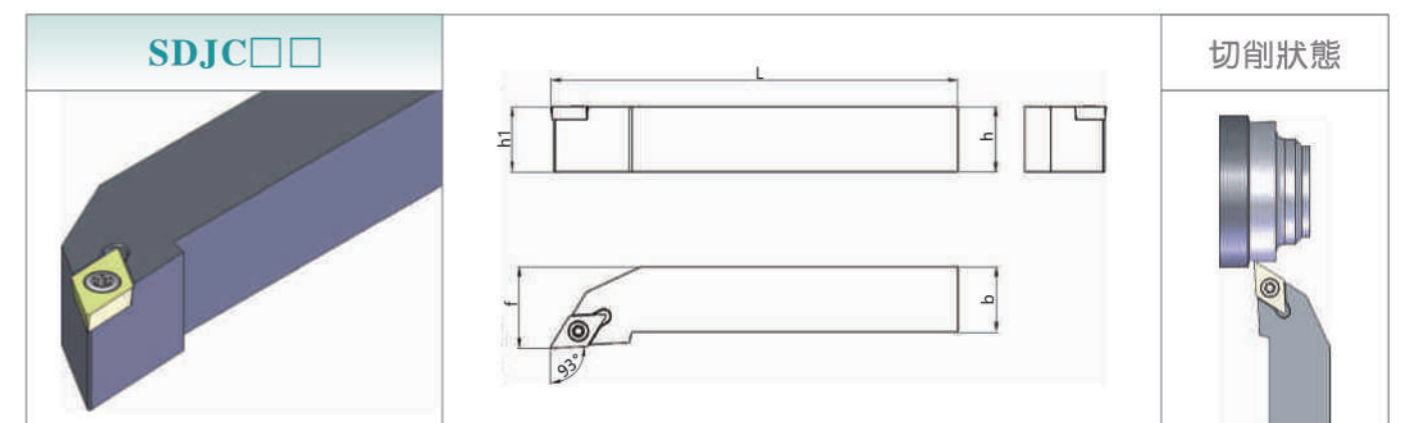
型号 Type	刀片 Insert	尺寸(Size)mm					螺钉 Screw	扳手 Wrench
		h	b	L	h ₁	f		
SCLCR/L1010H06	CC□□0602□□	10	10	100	10	12	M2.5×6	T8
SCLCR/L1212H09	CC□□09T3□□	12	12	100	12	16	M4×8	T15
SCLCR/L1616H09		16	16	100	16	20		
SCLCR/L2020K09		20	20	125	20	25		
SCLCR/L2525M09	CC□□1204□□	25	25	150	25	32	M4×10	T20
SCLCR/L2020K12		20	20	125	20	25		
SCLCR/L2525M12		25	25	150	25	32		
SCLCR/L3232P12		32	32	170	32	40	M5×12	



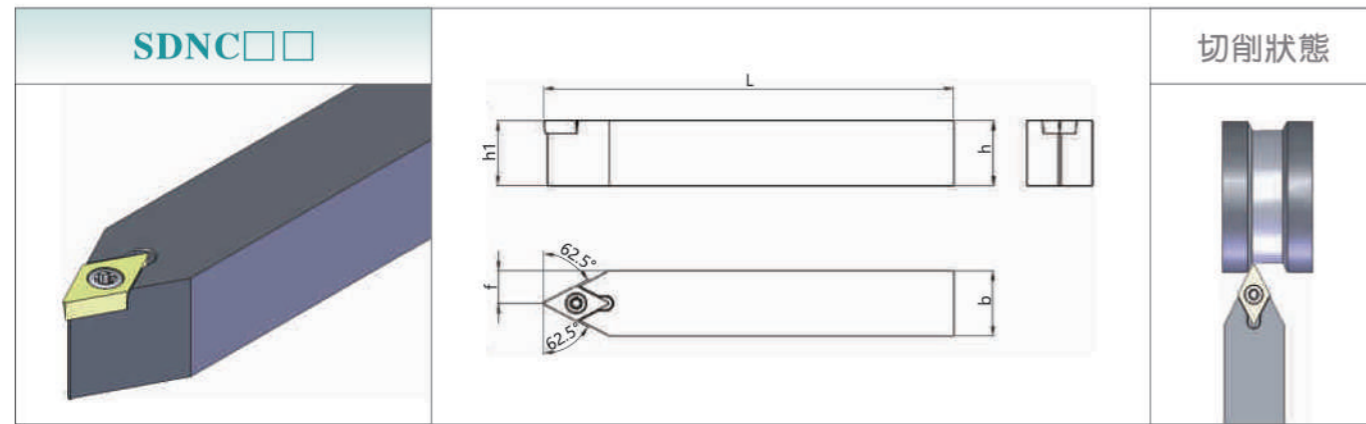
型号 Type	刀片 Insert	尺寸(Size)mm					螺钉 Screw	扳手 Wrench
		h	b	L	h ₁	f		
SCMCN1010H06	CC□□0602□□	10	10	100	10	5	M2.5×6	T8
SCMCN1212H09	CC□□09T3□□	12	12	100	12	6	M4×8	T15
SCMCN1616H09		16	16	100	16	8		
SCMCN2020K09		20	20	125	20	10		
SCMCN2525M09	CC□□1204□□	25	25	150	25	12.5	M4×10	T20
SCMCN2020K12		20	20	125	20	10		
SCMCN2525M12		25	25	150	25	12.5		



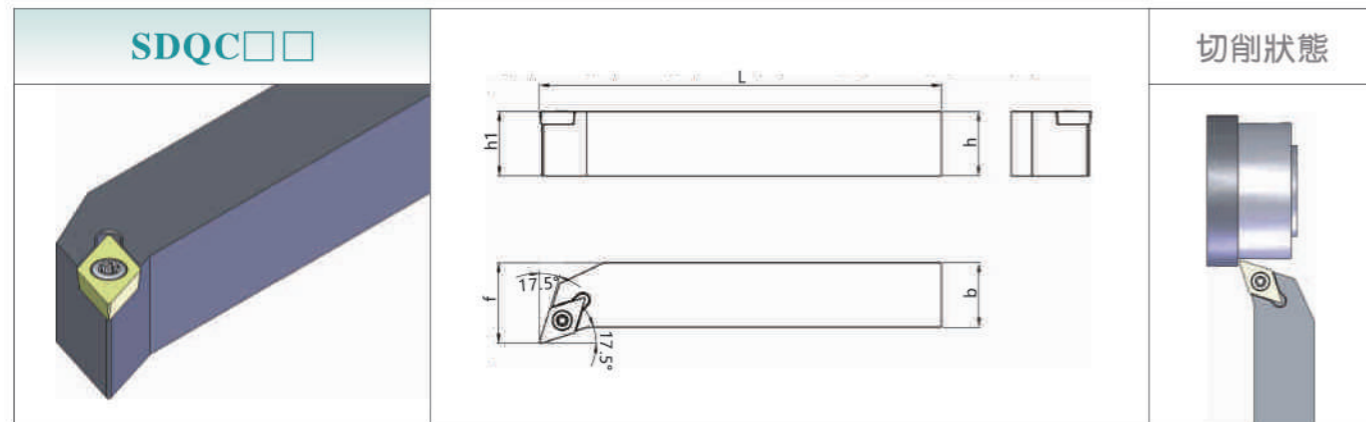
型号 Type	刀片 Insert	尺寸(Size)mm						螺钉 Screw	扳手 Wrench
		h	b	L	L ₁	h ₁	f		
SDACR/L0808K07	DC□□0702□□	8	8	125	15	8	8	M2.5×6	T8
SDACR/L1010K07		10	10	125	15	10	10		
SDACR/L1212K07		12	12	125	15	12	12		
SDACR/L1212K11	DC□□11T3□□	12	12	125	22	12	12	M4×8	T15
SDACR/L1616K11		16	16	125	22	16	16		
SDACR/L2020K11		20	20	125	22	20	20		



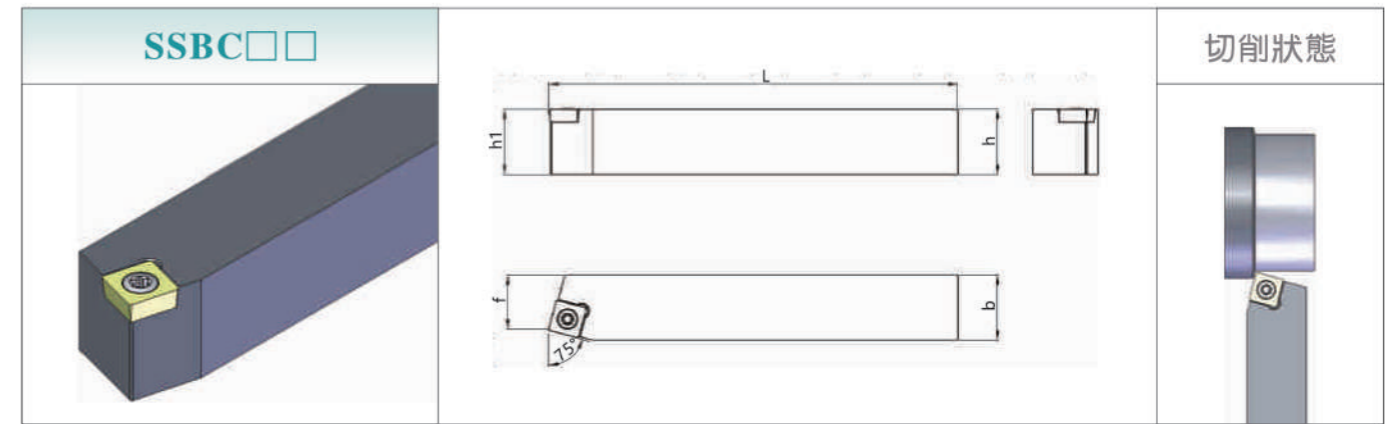
型号 Type	刀片 Insert	尺寸(Size)mm					螺钉 Screw	扳手 Wrench
		h	b	L	h ₁	f		
SDJCR/L1010H07	DC□□0702□□	10	10	100	10	12	M2.5×6	T8
SDJCR/L1212H07		12	12	100	12	16		
SDJCR/L1616H07		16	16	100	16	20		
SDJCR/L1212H11	DC□□11T3□□	12	12	100	12	16	M4×8	T15
SDJCR/L1616H11		16	16	100	16	20		
SDJCR/L2020K11		20	20	125	20	25		
SDJCR/L2525M11		25	25	150	25	32	M4×10	



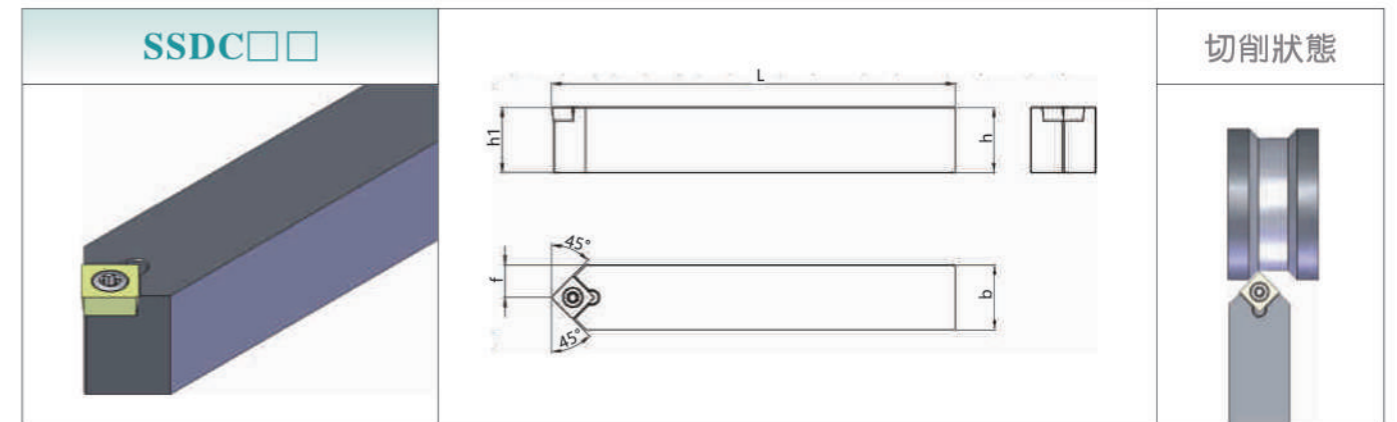
型号 Type	刀片 Insert	尺寸(Size)mm					螺钉 Screw	扳手 Wrench
		h	b	L	h1	f		
SDNCN0808K07	DC □□0702□□	8	8	125	8	4	M2.5 × 6	T8
SDNCN1010K07		10	10	125	10	5		
SDNCN1212K07		12	12	125	12	6		
SDNCN1616H07		16	16	100	16	8		
SDNCN2020K07		20	20	125	20	10		
SDNCN1212H11	DC □□11T3□□	12	12	100	12	6	M4 × 8	T15
SDNCN1616H11		16	16	100	16	8		
SDNCN2020K11		20	20	125	20	10		
SDNCN2525M11		25	25	150	25	12.5	M4 × 10	
SDNCN3232P11		32	32	170	32	16		



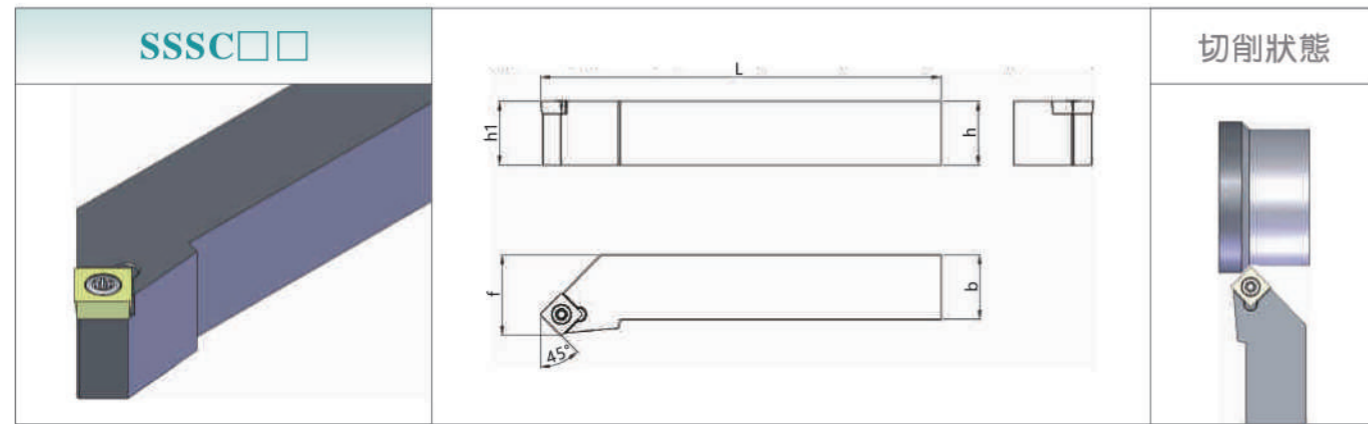
型号 Type	刀片 Insert	尺寸(Size)mm					螺钉 Screw	扳手 Wrench
		h	b	L	h1	f		
SDQCR/L1212H07	DC □□0702□□	12	12	100	12	16	M2.5 × 6	T8
SDQCR/L1616H07		16	16	100	16	20		
SDQCR/L1212H11	DC □□11T3□□	12	12	100	12	16	M4 × 8	T15
SDQCR/L1616H11		16	16	100	16	20		
SDQCR/L2020K11		20	20	125	20	25	M4 × 10	
SDQCR/L2525M11		25	25	150	25	32		



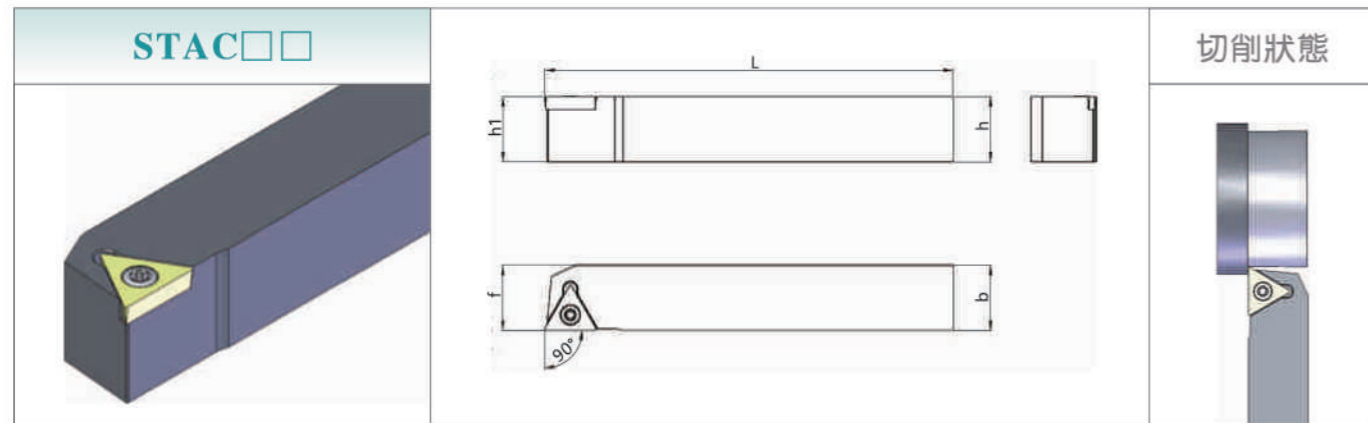
型号 Type	刀片 Insert	尺寸(Size)mm					螺钉 Screw	扳手 Wrench
		h	b	L	h1	f		
SSBCR/L1212H09	SC □□09T3□□	12	12	100	12	9.5	M4 × 8	T15
SSBCR/L1616H09		16	16	100	16	13		
SSBCR/L2020K09		20	20	125	20	17	M4 × 10	
SSBCR/L2525M09		25	25	150	25	22		
SSBCR/L2020K12	SC □□1204□□	20	20	125	20	17	M5 × 12	T20
SSBCR/L2525M12		25	25	150	25	22		



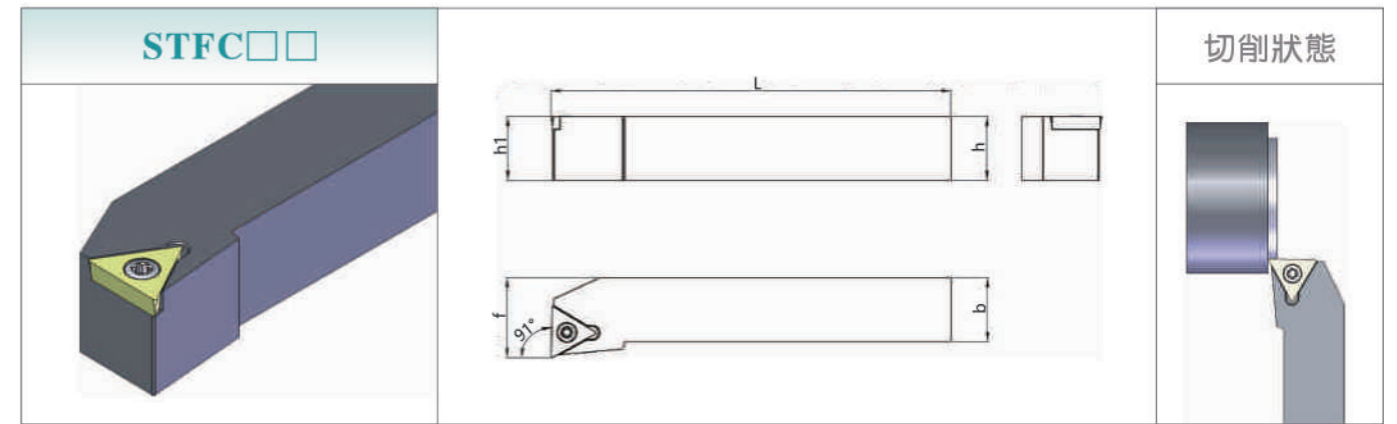
型号 Type	刀片 Insert	尺寸(Size)mm					螺钉 Screw	扳手 Wrench
		h	b	L	h1	f		
SSDCN1212H09	SC □□09T3□□	12	12	100	12	6	M4 × 8	T15
SSDCN1616H09		16	16	100	16	8		
SSDCN2020K09		20	20	125	20	10	M4 × 10	
SSDCN2525M09		25	25	150	25	12.5		
SSDCN2020K12	SC □□1204□□	20	20	125	20	10	M5 × 12	T20
SSDCN2525M12		25	25	150	25	12.5		



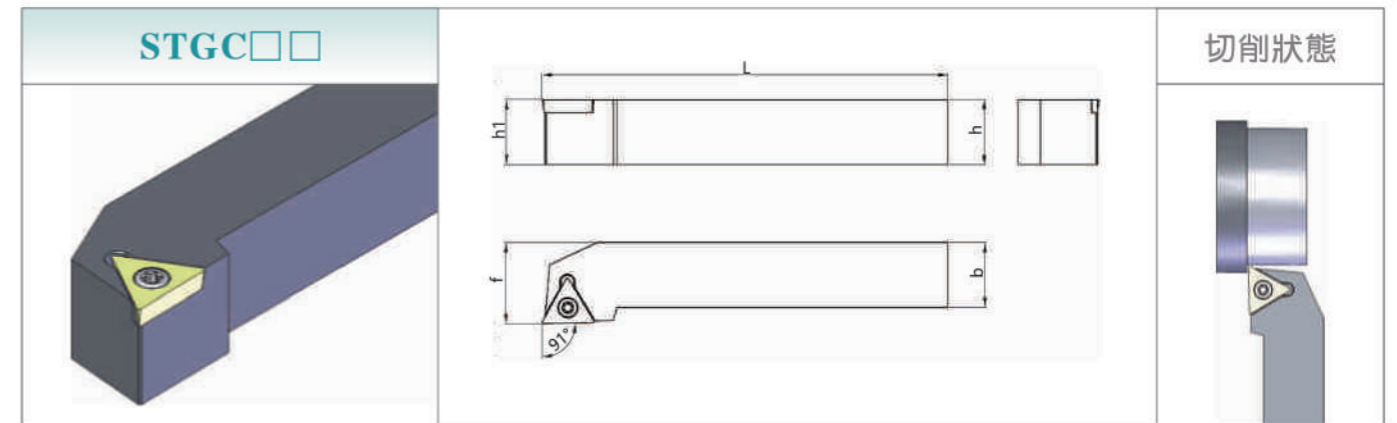
型号 Type	刀片 Insert	尺寸(Size)mm					螺钉 Screw	扳手 Wrench
		h	b	L	h1	f		
SSSCR/L1616H09	SC□□09T3□□	16	16	100	16	20	M4×10	T15
SSSCR/L2020K09		20	20	125	20	25		
SSSCR/L2525M09		25	25	150	25	32		



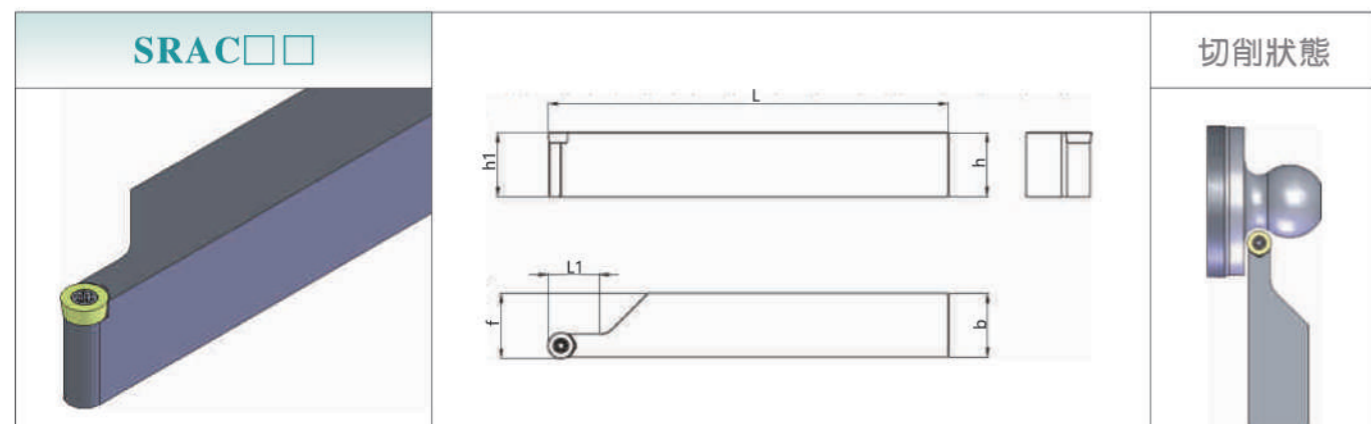
型号 Type	刀片 Insert	尺寸(Size)mm					螺钉 Screw	扳手 Wrench
		h	b	L	h1	f		
STACR/L0808K09	TC□□0902□□	8	8	125	8	8	M2.2×5	T7
STACR/L1010K11	TC□□1102□□	10	10	125	10	10	M2.5×6	T8
STACR/L1212K11		12	12	125	12	12		



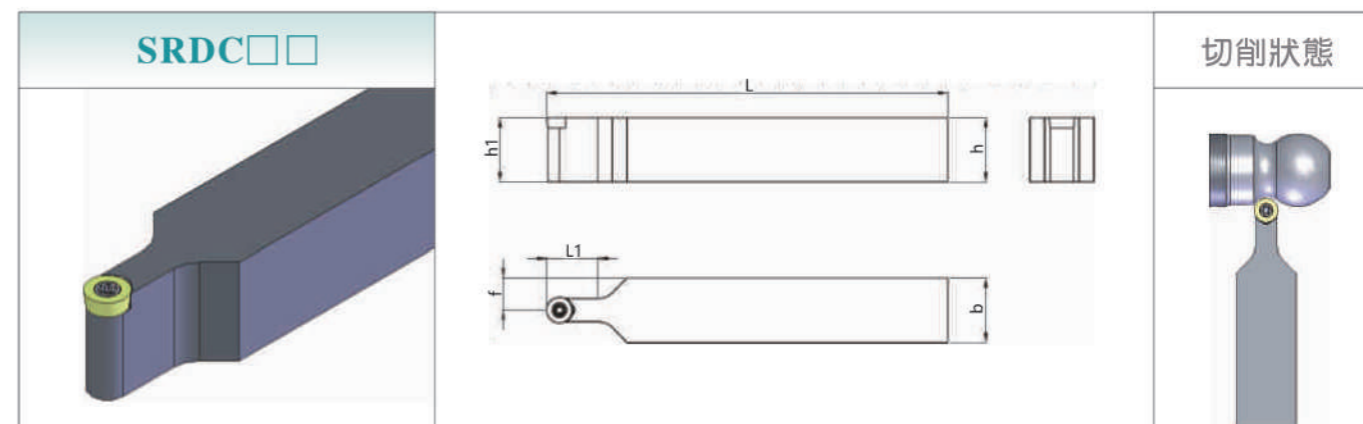
型号 Type	刀片 Insert	尺寸(Size)mm					螺钉 Screw	扳手 Wrench
		h	b	L	h1	f		
STFCR/L1212H11	TC□□1102□□	12	12	100	12	16	M2.5×6	T8
STFCR/L1616H11		16	16	100	16	20		
STFCR/L2020K11		20	20	125	20	25		
STFCR/L2020K16	TC□□16T3□□	20	20	125	20	25	M4×10	T15
STFCR/L2525M16		25	25	150	25	32		
STFCR/L3232P16		32	32	170	32	40		



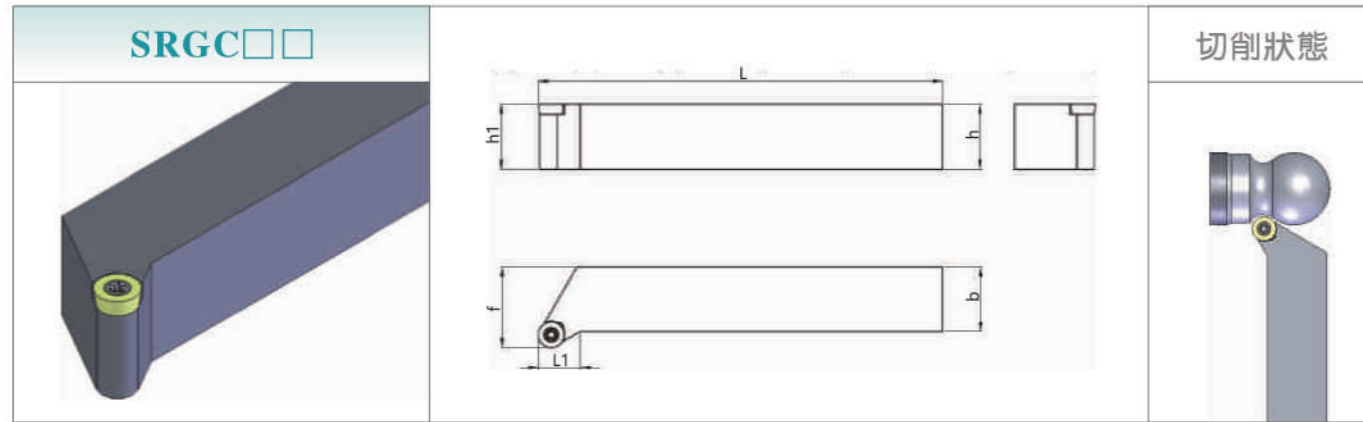
型号 Type	刀片 Insert	尺寸(Size)mm					螺钉 Screw	扳手 Wrench
		h	b	L	h1	f		
STGCR/L1212H11	TC□□1102□□	12	12	100	12	16	M2.5×6	T8
STGCR/L1616H11		16	16	100	16	20		
STGCR/L2020K11		20	20	125	20	25		
STGCR/L2020K16	TC□□16T3□□	20	20	125	20	25	M4×10	T15
STGCR/L2525M16		25	25	150	25	32		
STGCR/L3232P16		32	32	170	32	40		



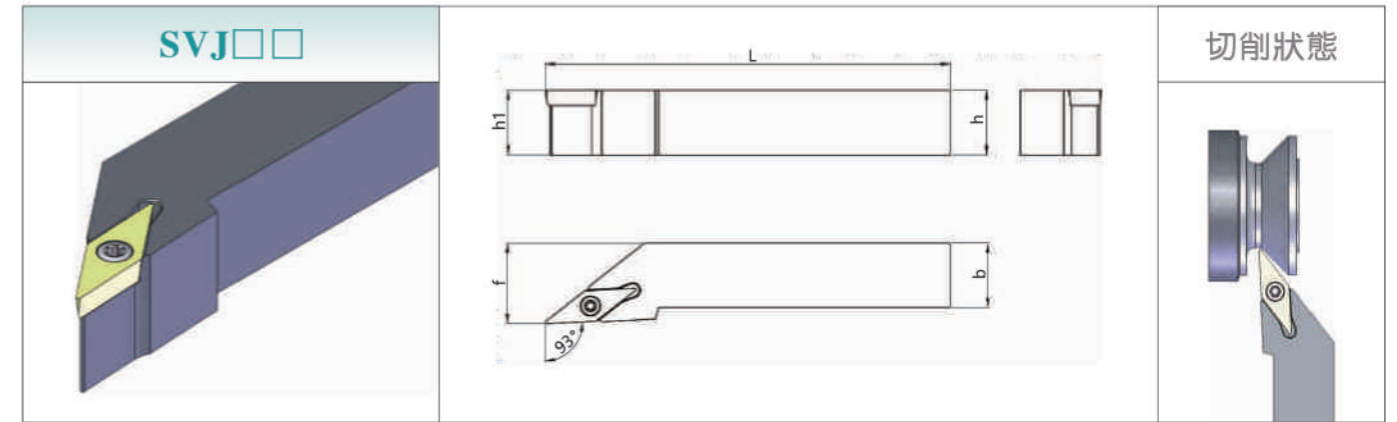
型号 Type	刀片 Insert	尺寸(Size)mm						螺钉 Screw	扳手 Wrench
		h	b	L	L1	h1	f		
SRACR/L1212H05	RC□□0502MO	12	12	100	10	12	12.3	M2.2×5	T7
SRACR/L1616H05		16	16	100	10	16	16.3		
SRACR/L2020K05		20	20	125	10	20	20.3		
SRACR/L1212H06	RC□□0602MO	12	12	100	12	12	12.4	M2.5×6	T8
SRACR/L1616H06		16	16	100	12	16	16.4		
SRACR/L2020K06		20	20	125	12	20	20.4		
SRACR/L2525M06		25	25	150	12	25	25.4		
SRACR/L1616H08	RC□□0803MO	16	16	100	16	16	16.5	M3×8	T10
SRACR/L2020K08		20	20	125	16	20	20.5		
SRACR/L2525M08		25	25	150	16	25	25.5		
SRACR/L2020K10	RCGT1003MO	20	20	125	20.3	20	20.4	M4×10	T15
SRACR/L2525M10		25	25	150	20.3	25	25.4		
SRACR/L2020K10-M3.5B	RCMM1003MO	20	20	125	20.3	20	20.4	M3.5×10B	T15
SRACR/L2525M10-M3.5B	RCMX1003MO	25	25	150	20.3	25	25.4		



型号 Type	刀片 Insert	尺寸(Size)mm						螺钉 Screw	扳手 Wrench
		h	b	L	L1	h1	f		
SRDCN1212H06	RC□□0602MO	12	12	100	12	12	6	M2.5×6	T8
SRDCN1616H06		16	16	100	12	16	8		
SRDCN2020K06		20	20	125	12	20	10		
SRDCN1212H08	RC□□0803MO	12	12	100	16	12	6	M3×8	T10
SRDCN1616H08		16	16	100	16	16	8		
SRDCN2020K08		20	20	125	16	20	10		
SRDCN2525M08		25	25	150	16	25	12.5		
SRDCN1212H10	RC□T 1003MO	12	12	100	20.3	12	6	M4×8	T15
SRDCN1616H10		16	16	100	20.3	16	8		
SRDCN2020K10		20	20	125	20.3	20	10	M4×10	
SRDCN2525M10		25	25	150	20.3	25	12.5		
SRDCN3232P10		32	32	170	20.3	32	16		
SRDCN1616H10-M3.5B	RCMM 1003MO RCMX 1003MO	16	16	100	20.3	16	8	M3.5×10B	
SRDCN2020K10-M3.5B		20	20	125	20.3	20	10		
SRDCN2525M10-M3.5B		25	25	150	20.3	25	12.5		
SRDCN3232P10-M3.5B	RCMM 1204MO	32	32	170	20.3	32	16	M4×10B	
SRDCN2020K12-M4.0B		20	20	125	25	20	10		
SRDCN2525M12-M4.0B		25	25	150	25	25	12.5		
SRDCN3232P12-M4.0B		32	32	170	25	32	16		

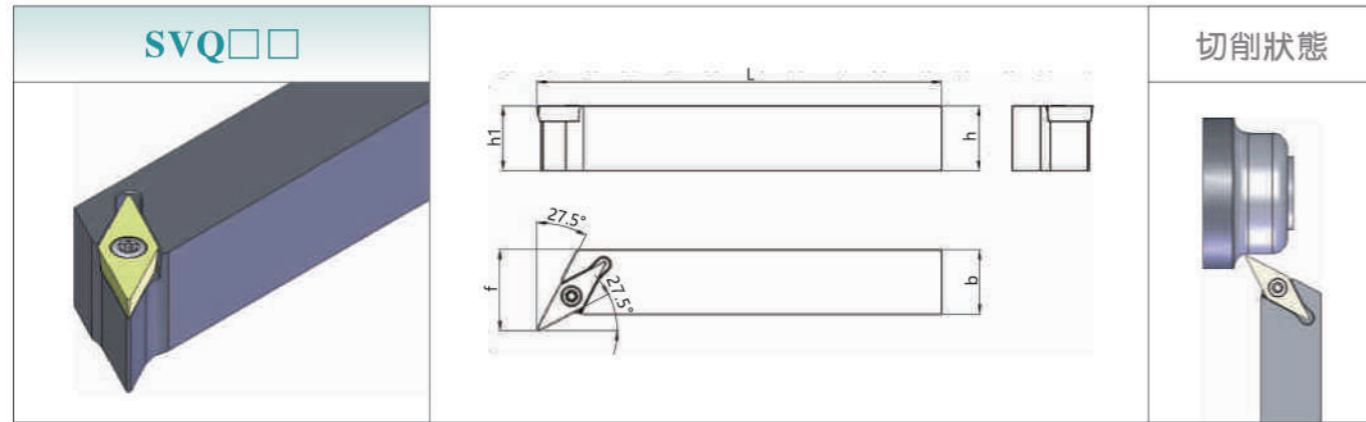


型号 Type	刀片 Insert	尺寸(Size)mm						螺钉 Screw	扳手 Wrench
		h	b	L	L ₁	h ₁	f		
SRGCR/L1616H05	RC□□0502MO	16	16	100	9.5	16	20	M2.2×5	T7
SRGCR/L2020K05		20	20	125	11.2	20	25		
SRGCR/L2525M05		25	25	150	14.7	25	32		
SRGCR/L1212H06	RC□□0602MO	12	12	100	10	12	16	M2.5×6	T8
SRGCR/L1616H06		16	16	100	10	16	20		
SRGCR/L2020K06		20	20	125	12	20	25		
SRGCR/L2525M06		25	25	150	15	25	32		
SRGCR/L1616H08	RC□□0803MO	16	16	100	11	16	20	M3×8	T10
SRGCR/L2020K08		20	20	125	12.7	20	25		
SRGCR/L2525M08		25	25	150	16.2	25	32		



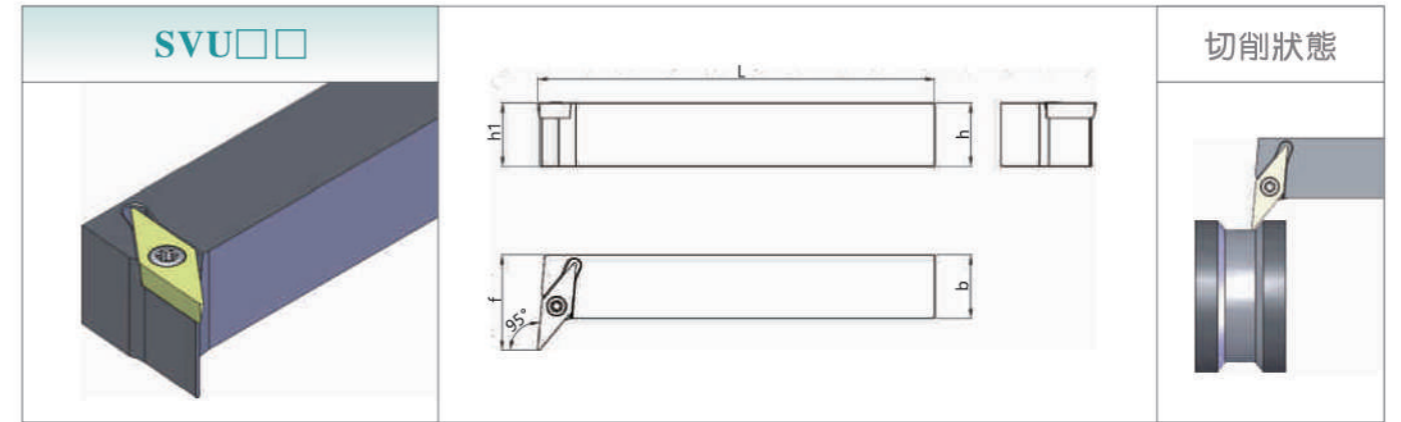
型号 Type	刀片 Insert	尺寸(Size)mm						螺钉 Screw	扳手 Wrench
		h	b	L	h ₁	f			
SVJBR/L1212F11	VB□□1103□□	12	12	90	12	16	M2.5×6	T8	
SVJBR/L1616H11		16	16	100	16	20			
SVJBR/L2020K11		20	20	125	20	25			
SVJBR/L1616H16	VB□□1604□□	16	16	100	16	20	M4×10	T15	
SVJBR/L2020K16		20	20	125	20	25			
SVJBR/L2525M16		25	25	150	25	32			
SVJBR/L3232P16		32	32	170	32	40			

型号 Type	刀片 Insert	尺寸(Size)mm						螺钉 Screw	扳手 Wrench
		h	b	L	h ₁	f			
SVJCR/L1212F11	VC□□1103□□	12	12	90	12	16	M2.5×6	T8	
SVJCR/L1616H11		16	16	100	16	20			
SVJCR/L2020K11		20	20	125	20	25			
SVJCR/L1616H16	VC□□1604□□	16	16	100	16	20	M4×10	T15	
SVJCR/L2020K16		20	20	125	20	25			
SVJCR/L2525M16		25	25	150	25	32			
SVJCR/L3232P16		32	32	170	32	40			



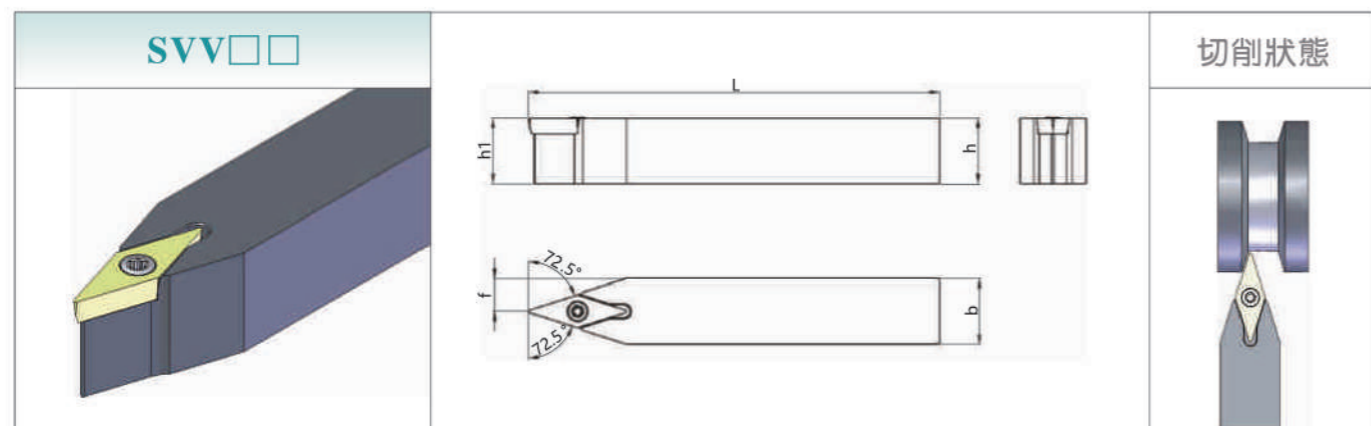
型号 Type	刀片 Insert	尺寸(Size)mm					螺钉 Screw	扳手 Wrench
		h	b	L	h ₁	f		
SVQBR/L1212F11	VB □□1103□□	12	12	90	12	16	M2.5 × 6	T8
SVQBR/L1616H11		16	16	100	16	20		
SVQBR/L1616H16	VB □□1604□□	16	16	100	16	20	M4 × 10	T15
SVQBR/L2020K16		20	20	125	20	25		
SVQBR/L2525M16		25	25	150	25	32		
SVQBR/L3232P16		32	32	170	32	40		

型号 Type	刀片 Insert	尺寸(Size)mm					螺钉 Screw	扳手 Wrench
		h	b	L	h ₁	f		
SVQCR/L1212F11	VC □□1103□□	12	12	90	12	16	M2.5 × 6	T8
SVQCR/L1616H11		16	16	100	16	20		
SVQCR/L1616H16	VC □□1604□□	16	16	100	16	20	M4 × 10	T15
SVQCR/L2020K16		20	20	125	20	25		
SVQCR/L2525M16		25	25	150	25	32		
SVQCR/L3232P16		32	32	170	32	40		



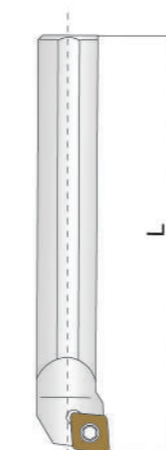
型号 Type	刀片 Insert	尺寸(Size)mm					螺钉 Screw	扳手 Wrench
		h	b	L	h ₁	f		
SVUBR/L1212F11	VB □□1103□□	12	12	90	12	16	M2.5 × 6	T8
SVUBR/L1616H11		16	16	100	16	20		
SVUBR/L2020K16	VB □□1604□□	20	20	125	20	25	M4 × 10	T15
SVUBR/L2525M16		25	25	150	25	32		
SVUBR/L3232P16		32	32	170	32	40		

型号 Type	刀片 Insert	尺寸(Size)mm					螺钉 Screw	扳手 Wrench
		h	b	L	h ₁	f		
SVUCR/L1212F11	VC □□1103□□	12	12	90	12	16	M2.5 × 6	T8
SVUCR/L1616H11		16	16	100	16	20		
SVUCR/L2020K16	VC □□1604□□	20	20	125	20	25	M4 × 10	T15
SVUCR/L2525M16		25	25	150	25	32		
SVUCR/L3232P16		32	32	170	32	40		



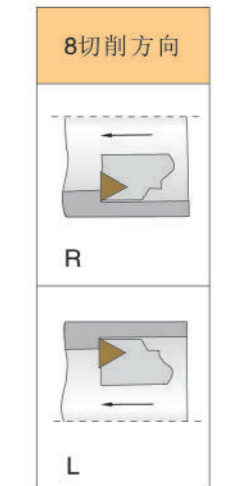
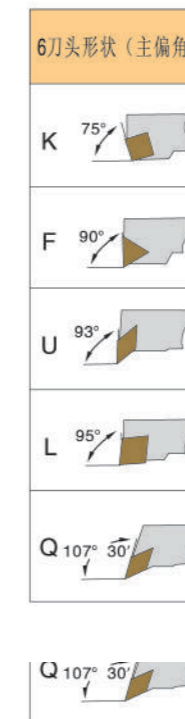
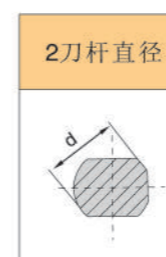
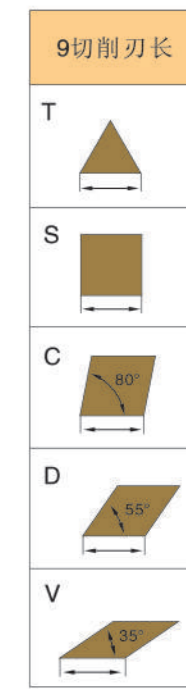
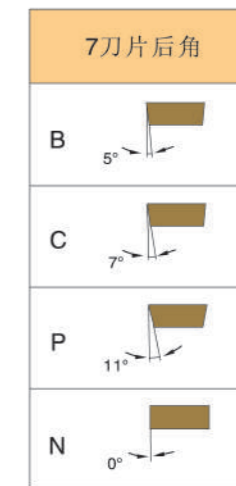
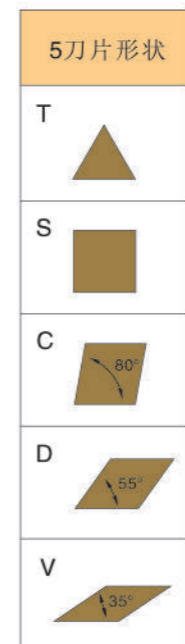
型号 Type	刀片 Insert	尺寸(Size)mm					螺钉 Screw	扳手 Wrench
		h	b	L	h ₁	f		
SVVBN1616H11	VB □□1103□□	16	16	100	16	8	M2.5×6	T8
SVVBN2020K11		20	20	125	20	10		
SVVBN2525M11		25	25	150	25	12.5		
SVVBN1616H16	VB □□1604□□	16	16	100	16	8	M4×10	T15
SVVBN2020K16		20	20	125	20	10		
SVVBN2525M16		25	25	150	25	12.5		
SVVBN3232P16		32	32	170	32	16		

型号 Type	刀片 Insert	尺寸(Size)mm					螺钉 Screw	扳手 Wrench
		h	b	L	h ₁	f		
SVVCN1616H11	VC □□1103□□	16	16	100	16	8	M2.5×6	T8
SVVCN2020K11		20	20	125	20	10		
SVVCN2525M11		25	25	150	25	12.5		
SVVCN1616H16	VC □□1604□□	16	16	100	16	8	M4×10	T15
SVVCN2020K16		20	20	125	20	10		
SVVCN2525M16		25	25	150	25	12.5		
SVVCN3232P16		32	32	170	32	16		



1刀杆形式
S实心铁
H重金属刀具

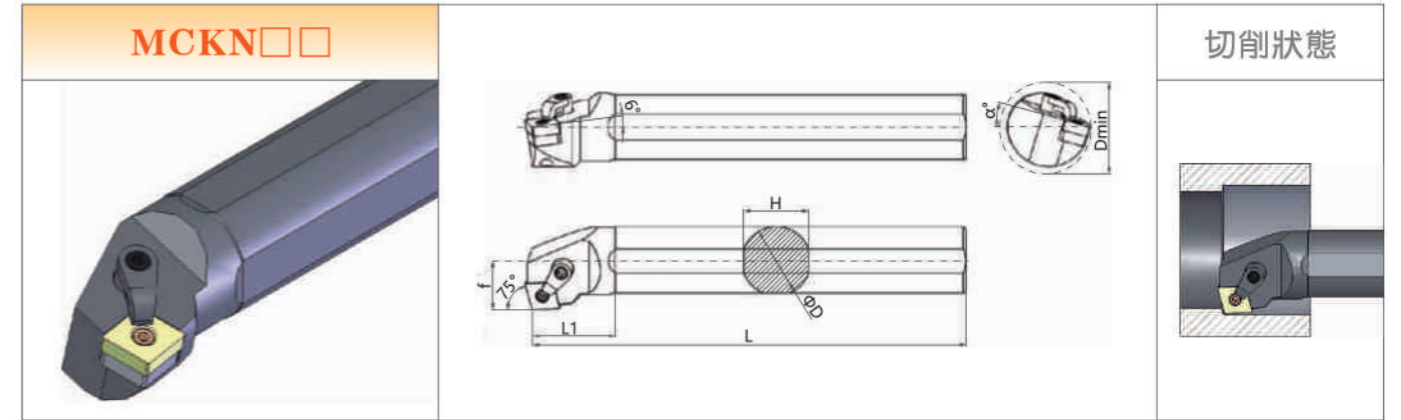
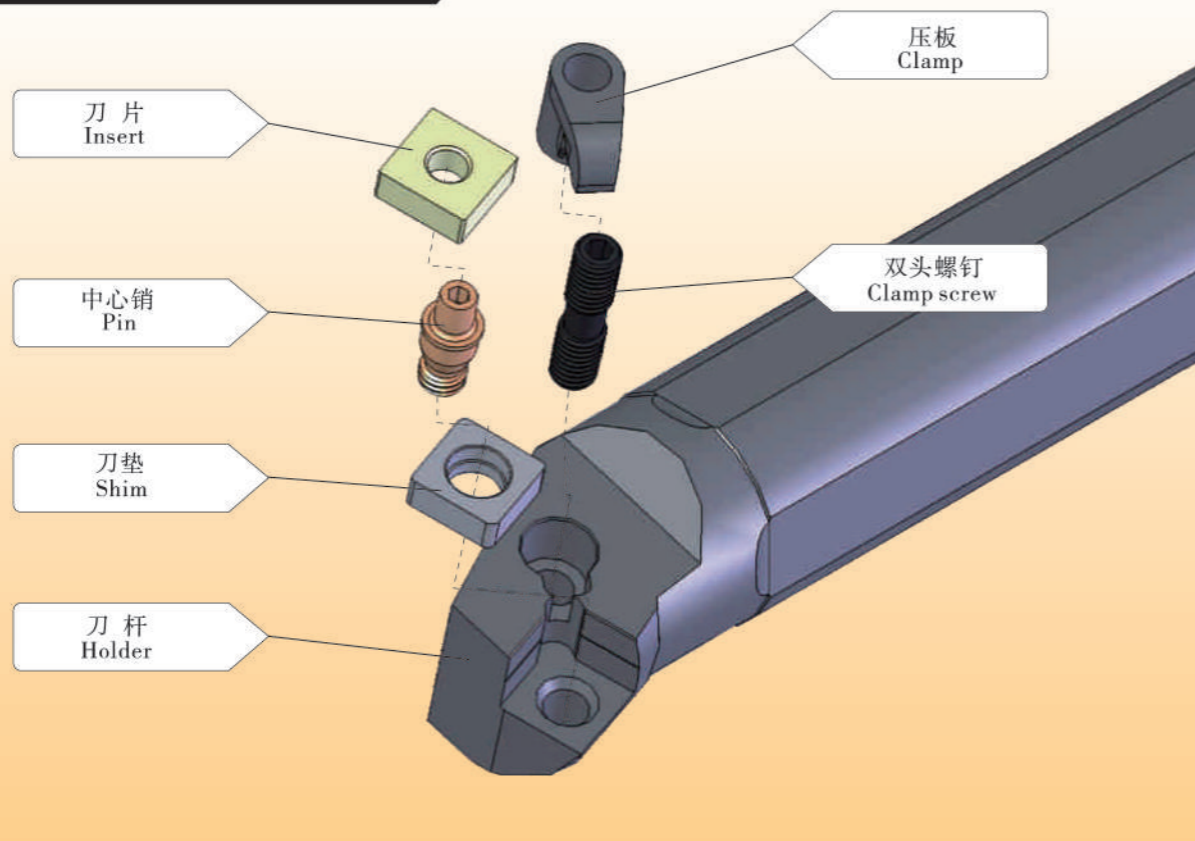
3刀杆长度	
L (mm)	
K	125
M	150
Q	180
R	200
S	250
T	300
U	350
V	400
X	特殊



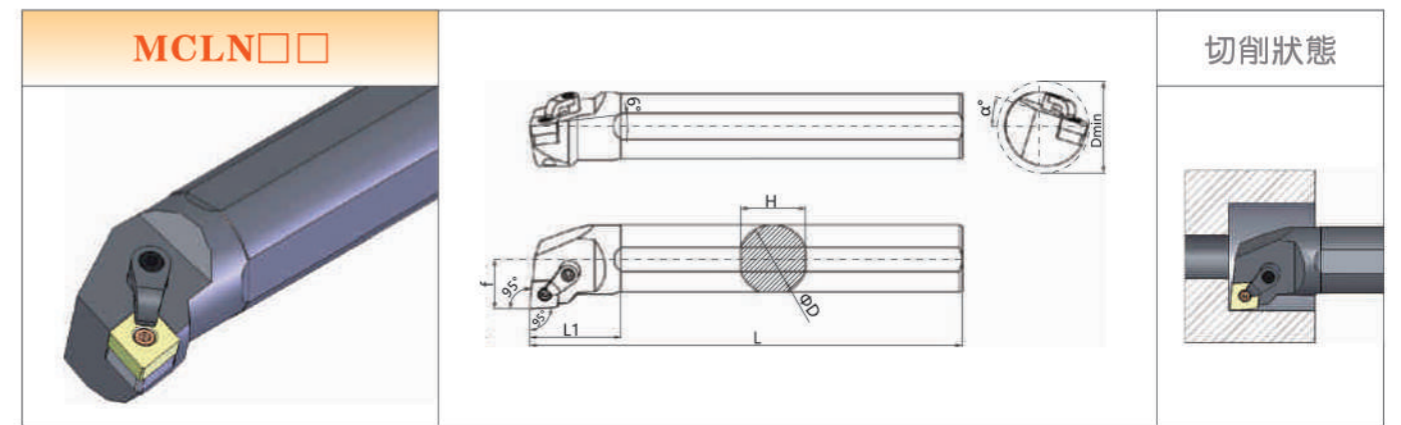
10制造商选择代码
D=加大偏置f+1.0mm
E=加大偏置f+2.0mm
X=背镜



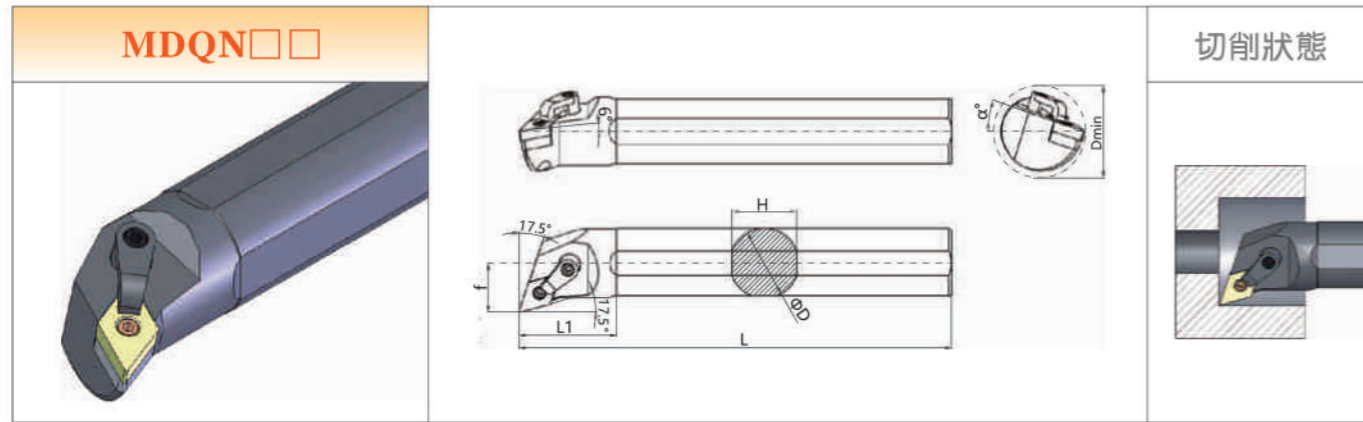
内孔车刀复合式 M 型压紧机构示意图



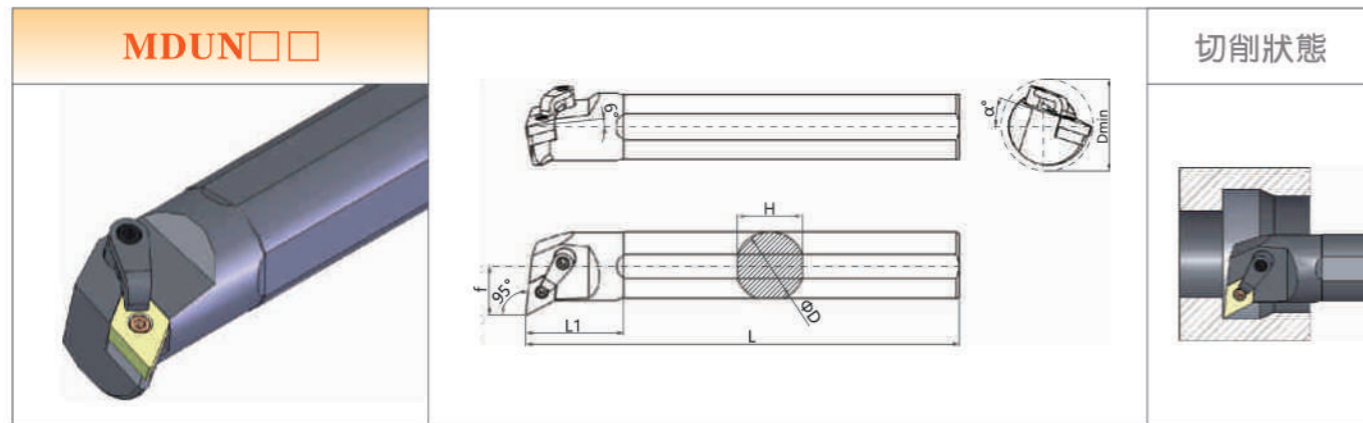
型号 Type	刀片 Insert CN□□1204□□	最小加工 孔径 Dmin	尺寸(Size)mm						刀垫 Shim SC 1204	中心销 Pin MCT 617	压板 Clamp HL 1814	双头螺钉 Clamp screw MCS625	扳手 Wrench L2.5 L3.0
			Φd	f	L	L1	H	α°					
S20Q-MCKNR/L12		Φ26	20	14	180	45	19	15°	X	MCT 613	HL 1810	MCS620	
S25R-MCKNR/L12		Φ32	25	16.5	200	45	24	12°					
S32S-MCKNR/L12		Φ40	32	22.5	250	50	30	17°					
S40T-MCKNR/L12		Φ50	40	26	300	55	38	15°					
S50U-MCKNR/L12		Φ60	50	33	350	70	48	12°					



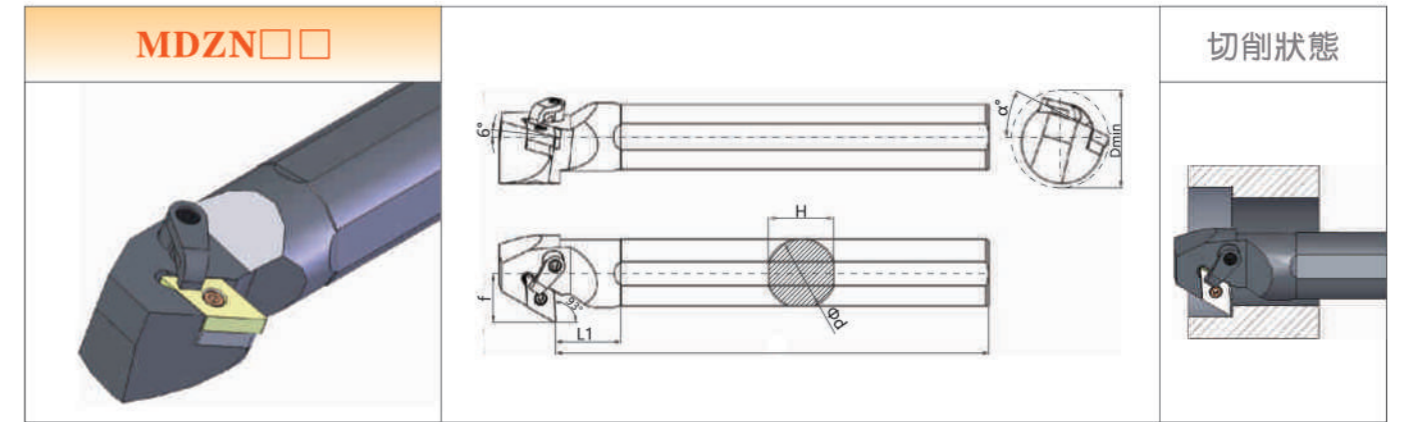
型号 Type	刀片 Insert CN□□1204□□	最小加工 孔径 Dmin	尺寸(Size)mm						刀垫 Shim SC 1204	中心销 Pin MCT 617	压板 Clamp HL 1814	双头螺钉 Clamp screw MCS625	扳手 Wrench L2.5 L3.0
			Φd	f	L	L1	H	α°					
S20Q-MCLNR/L12		Φ25	20	13	180	45	19	15°	X	MCT 613	HL 1810	MCS620	
S25R-MCLNR/L12		Φ32	25	16.5	200	45	24	12°					
S32S-MCLNR/L12		Φ40	32	22.5	250	50	30	17°					
S40T-MCLNR/L12		Φ50	40	26	300	55	38	15°					
S50U-MCLNR/L12		Φ60	50	31	350	70	48	12°					



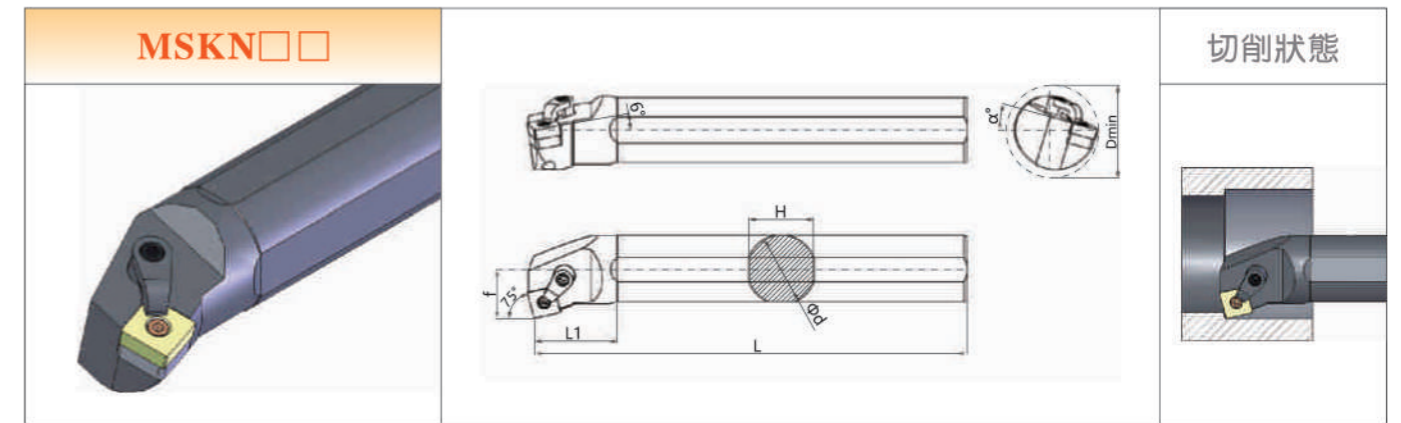
型号 Type	刀片 Insert 	最小加工孔径 D _{min}	尺寸(Size)mm						刀垫 Shim 	中心销 Pin 	压板 Clamp 	双头螺钉 Clamp screw 	扳手 Wrench
			Φd	f	L	L ₁	H	α°					
S25R-MDQNR/L15	DN □□1504□□	Φ32	25	17	200	45	24	12°	X	MCT 613	HL 2114	MCS625	L2.5 L3.0
S32S-MDQNR/L15		Φ42	32	22.5	250	50	30	17°	SD 1504	MCT 617			
S40T-MDQNR/L15		Φ50	40	26	300	60	38	15°					
S50U-MDQNR/L15		Φ63	50	33	350	70	48	15°					



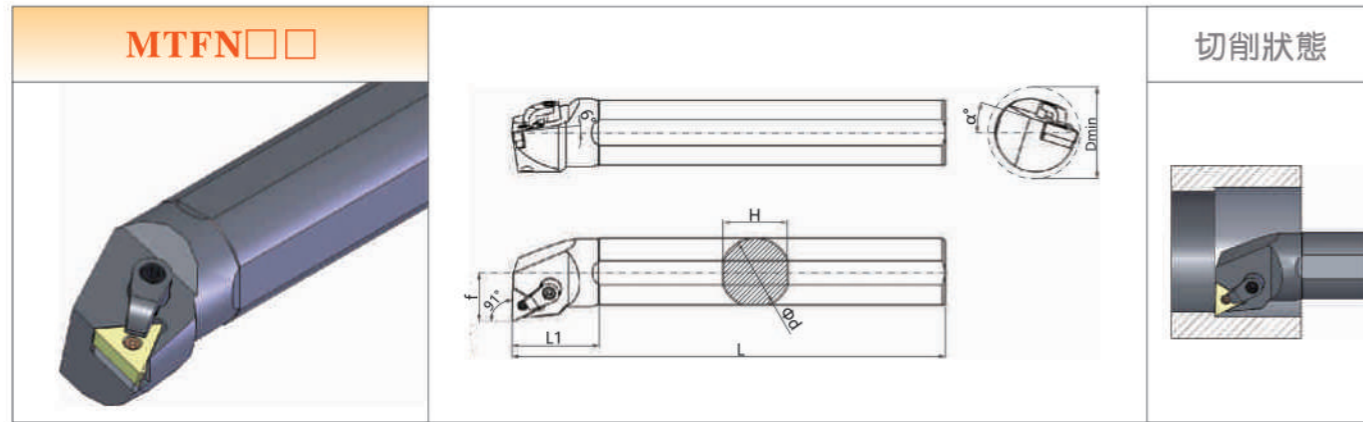
型号 Type	刀片 Insert 	最小加工孔径 D _{min}	尺寸(Size)mm						刀垫 Shim 	中心销 Pin 	压板 Clamp 	双头螺钉 Clamp screw 	扳手 Wrench
			Φd	f	L	L ₁	H	α°					
S25R-MDUNR/L15	DN □□1504□□	Φ32	25	16	200	45	24	12°	X	MCT 613	HL 2114	MCS625	L2.5 L3.0
S32S-MDUNR/L15		Φ40	32	21	250	50	30	17°	SD 1504	MCT 617			
S40T-MDUNR/L15		Φ50	40	26	300	60	38	15°					
S50U-MDUNR/L15		Φ63	50	32	350	70	48	15°					



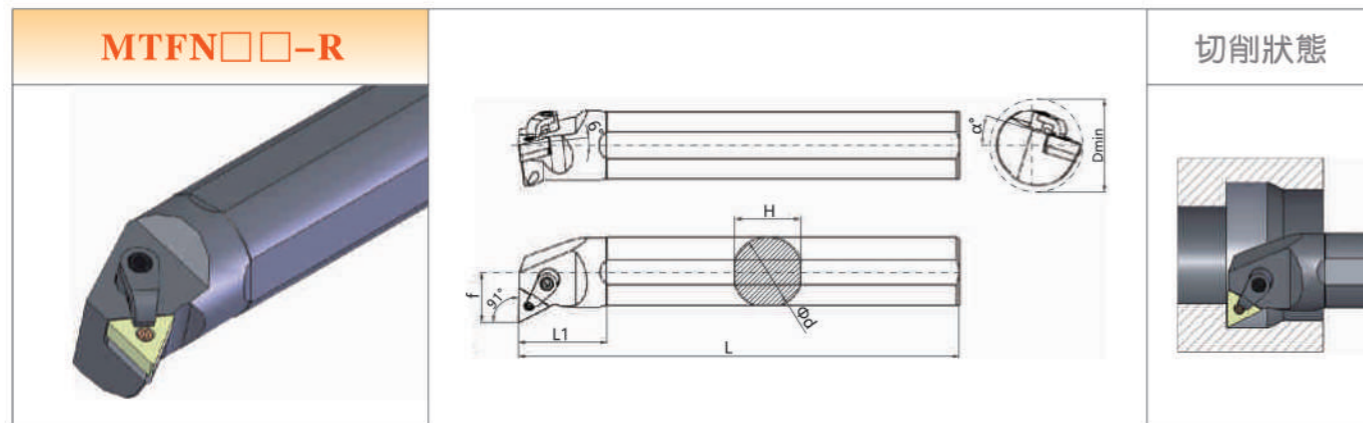
型号 Type	刀片 Insert 	最小加工孔径 D _{min}	尺寸(Size)mm						刀垫 Shim 	中心销 Pin 	压板 Clamp 	双头螺钉 Clamp screw 	扳手 Wrench
			Φd	f	L	L ₁	H	α°					
S32S-MDZNR/L15	DN □□1504□□	Φ40	32	23	250	50	30	17°	SD 1504	MCT 617	HL 2114	MCS625	L2.5 L3.0
S40T-MDZNR/L15		Φ50	40	27	300	55	38	15°					
S50U-MDZNR/L15		Φ60	50	32	350	70	48	12°					



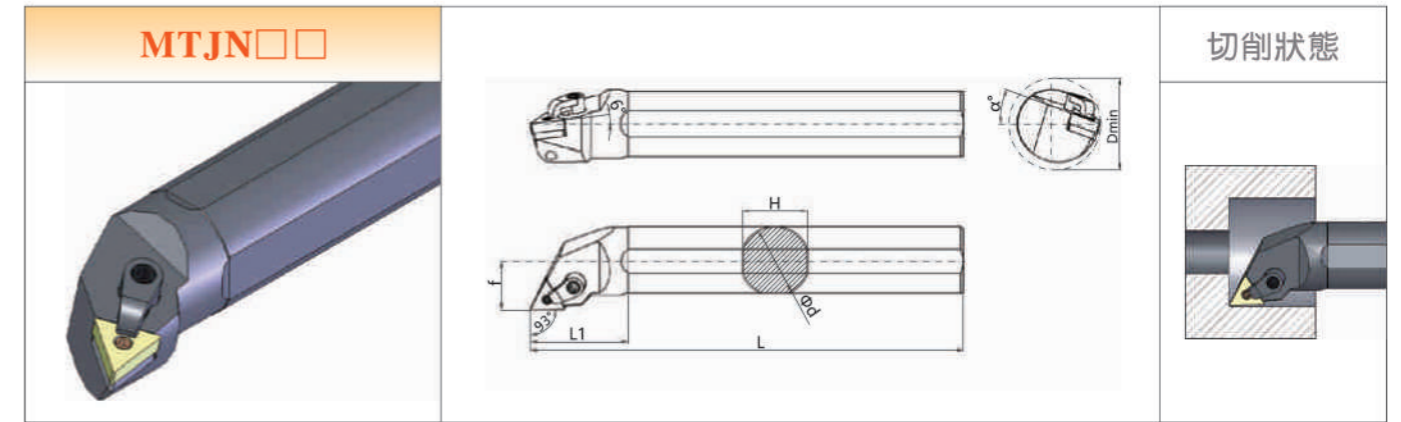
型号 Type	刀片 Insert 	最小加工孔径 D _{min}	尺寸(Size)mm						刀垫 Shim 	中心销 Pin 	压板 Clamp 	双头螺钉 Clamp screw 	扳手 Wrench
			Φd	f	L	L ₁	H	α°					
S20Q-MSKNR/L12	SN □□1204□□	Φ25	20	13	180	45	19	15°	X	MCT 613	HL 1810	MCS620	L2.5 L3.0
S25R-MSKNR/L12		Φ32	25	17	200	45	24	12°					
S32S-MSKNR/L12		Φ40	32	22	250	50	30	17°	SS 1204	MCT 617	HL 1814	MCS625	
S40T-MSKNR/L12		Φ50	40	27	300	55	38	15°					
S50U-MSKNR/L12		Φ63	50	34	350	70	48	12°					



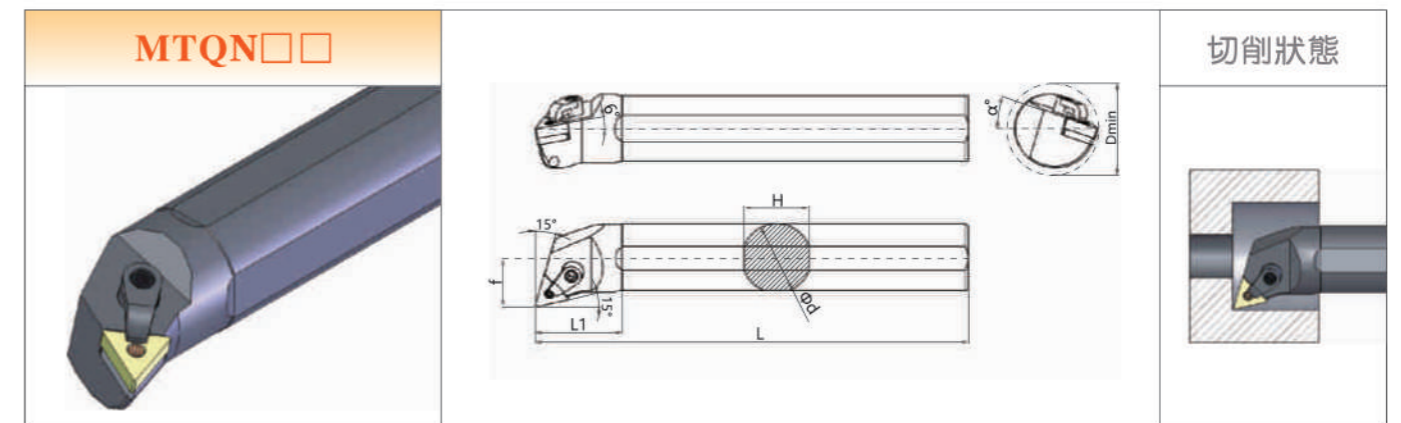
型号 Type	刀片 Insert	最小加工孔径 Dmin	尺寸(Size)mm						刀垫 Shim	中心销 Pin	压板 Clamp	双头螺钉 Clamp screw	扳手 Wrench
			Φd	f	L	L1	H	α°					
S20Q-MTFNR/L16	TN□□1604□□	Φ25	20	13	180	40	19	15°	X	MCT 510	HL 1810	MCS620	L2.0 L3.0
S25R-MTFNR/L16		Φ32	25	16.5	200	45	24	12°					
S32S-MTFNR/L16		Φ41	32	22.5	250	54	30	17°	ST 1603	MCT 513	HL 1814	MCS625	
S40T-MTFNR/L16		Φ50	40	26.5	300	60	38	15°					
S50U-MTFNR/L16		Φ60	50	31	350	65	48	12°					



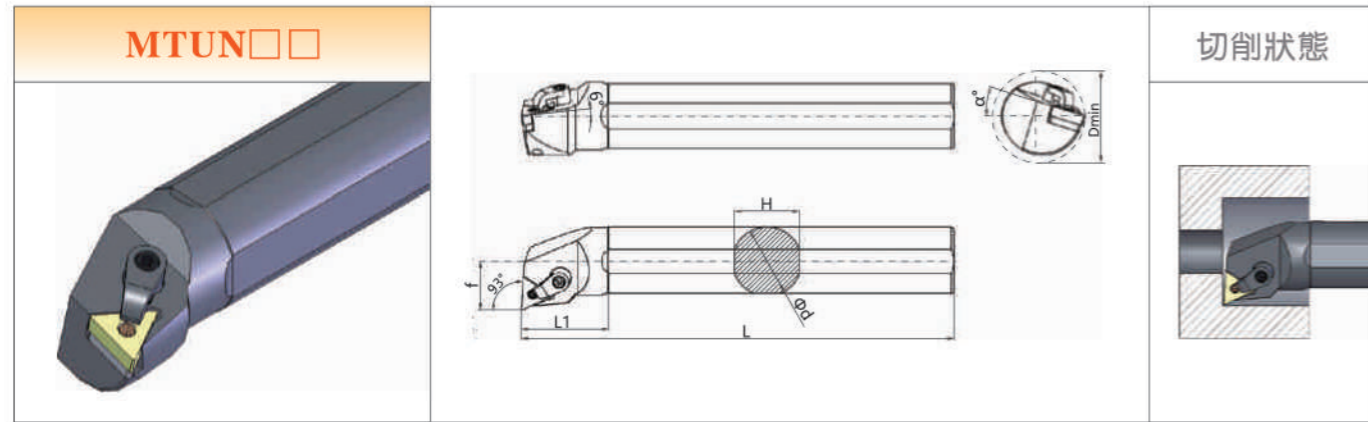
型号 Type	刀片 Insert	最小加工孔径 Dmin	尺寸(Size)mm						刀垫 Shim	中心销 Pin	压板 Clamp	双头螺钉 Clamp screw	扳手 Wrench
			Φd	f	L	L1	H	α°					
S20Q-MTFNR/L16R	TN□□1604□□	Φ25	20	13	180	40	19	15°	X	MCT 510	HL 1810	MCS620	L2.0 L3.0
S25R-MTFNR/L16R		Φ32	25	16.5	200	45	24	12°					
S32S-MTFNR/L16R		Φ41	32	23	250	54	30	17°	ST 1603	MCT 513	HL 1814	MCS625	
S40T-MTFNR/L16R		Φ50	40	26.5	300	60	38	15°					
S50U-MTFNR/L16R		Φ60	50	31	350	65	48	12°					



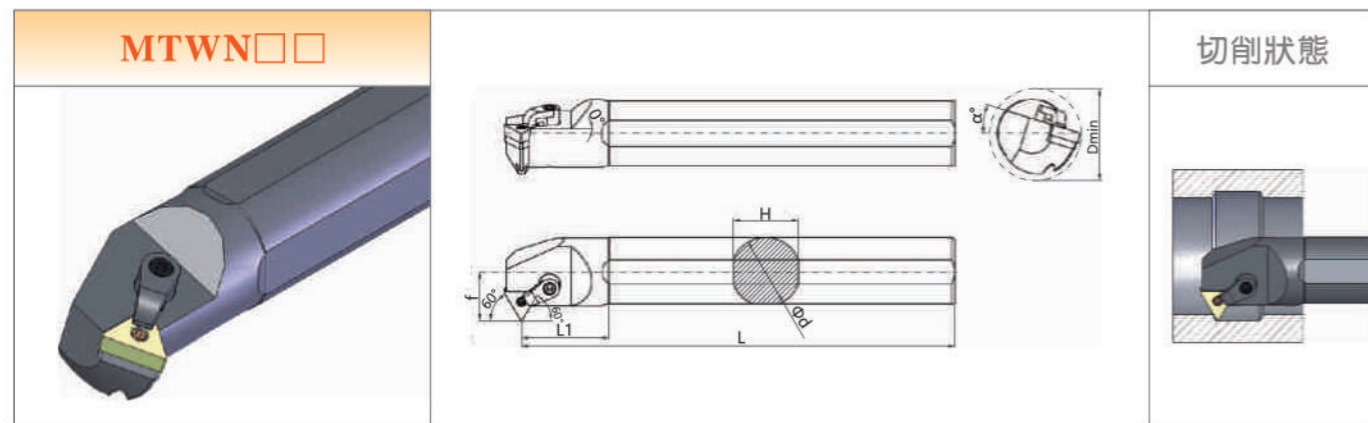
型号 Type	刀片 Insert	最小加工孔径 Dmin	尺寸(Size)mm						刀垫 Shim	中心销 Pin	压板 Clamp	双头螺钉 Clamp screw	扳手 Wrench
			Φd	f	L	L1	H	α°					
S25R-MTJNR/L16	TN□□1604□□	Φ32	25	16	200	45	24	12°	X	MCT 510	HL 1814	MCS625	L2.0, L3.0
S32S-MTJNR/L16		Φ40	32	22	250	45	30	15°	MT 1603	MCT 513			



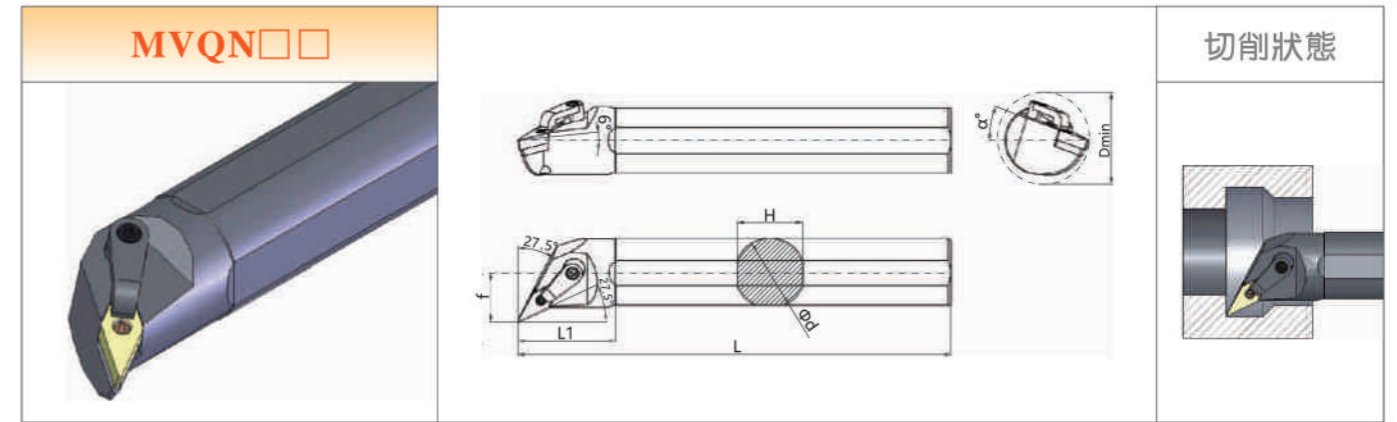
型号 Type	刀片 Insert	最小加工孔径 Dmin	尺寸(Size)mm						刀垫 Shim	中心销 Pin	压板 Clamp	双头螺钉 Clamp screw	扳手 Wrench
			Φd	f	L	L1	H	α°					
S20Q-MTQNR/L16	TN□□1604□□	Φ25	20	12.5	180	40	19	15°	X	MCT 510	HL 1810	MCS620	L2.0 L3.0
S25R-MTQNR/L16		Φ32	25	16	200	45	24	12°					
S32S-MTQNR/L16		Φ41	32	22.5	250	54	30	17°	ST 1603	MCT 513	HL 1814	MCS625	
S40T-MTQNR/L16		Φ50	40	26.5	300	60	38	15°					
S50U-MTQNR/L16		Φ60	50	31	350	65	48	12°					



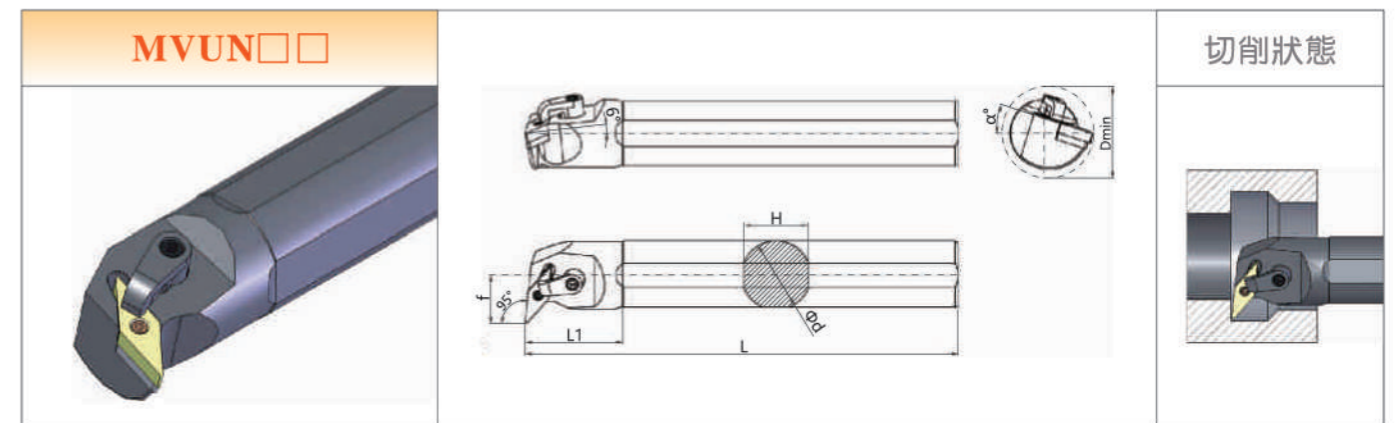
型号 Type	刀片 Insert	最小加工孔径 Dmin	尺寸(Size)mm						刀垫 Shim	中心销 Pin	压板 Clamp	双头螺钉 Clamp screw	扳手 Wrench
			Φd	f	L	L1	H	α°					
S20Q-MTUNR/L16	TN □□1604□□	Φ25	20	13	180	40	19	15°	X	MCT 510	HL 1810	MCS620	L2.0 L3.0
S25R-MTUNR/L16		Φ32	25	16.5	200	45	24	12°					
S32S-MTUNR/L16		Φ41	32	22.5	250	54	30	17°	ST 1603	MCT 513	HL 1814	MCS625	
S40T-MTUNR/L16		Φ50	40	26.5	300	60	38	15°					
S50U-MTUNR/L16		Φ60	50	31	350	65	48	12°					



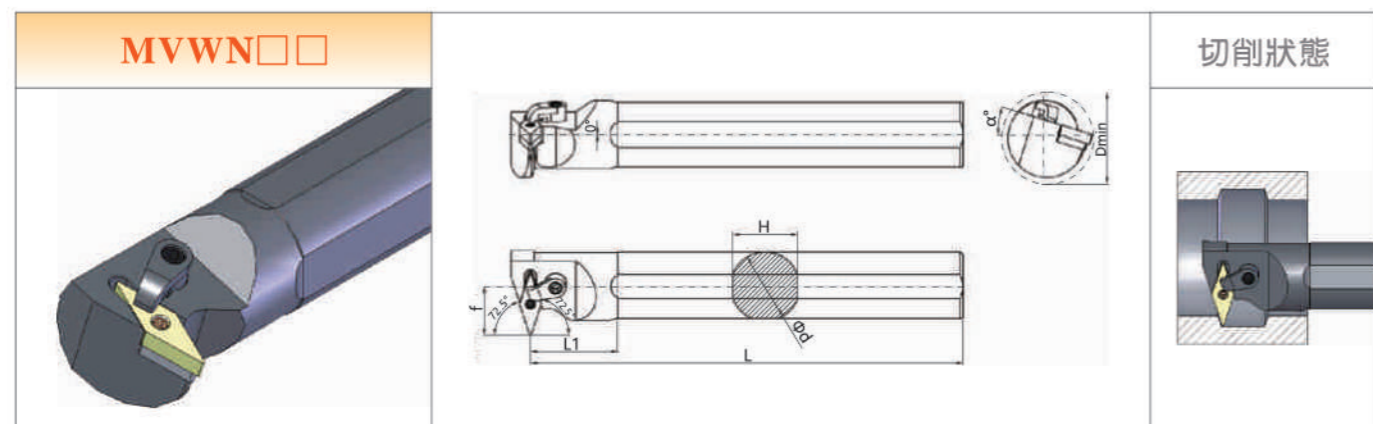
型号 Type	刀片 Insert	最小加工孔径 Dmin	尺寸(Size)mm						刀垫 Shim	中心销 Pin	压板 Clamp	双头螺钉 Clamp screw	扳手 Wrench
			Φd	f	L	L1	H	α°					
S20Q-MTWNR/L16	TN □□1604□□	Φ27	20	14	180	40	19	15°	X	MCT 510	HL 1810	MCS620	L2.0 L3.0
S25R-MTWNR/L16		Φ32	25	16.5	200	45	24	12°					
S32S-MTWNR/L16		Φ39	32	20	250	54	30	17°	ST 1603	MCT 513	HL 1814	MCS625	
S40T-MTWNR/L16		Φ50	40	24	300	60	38	15°					
S50U-MTWNR/L16		Φ57	50	29	350	65	48	12°					



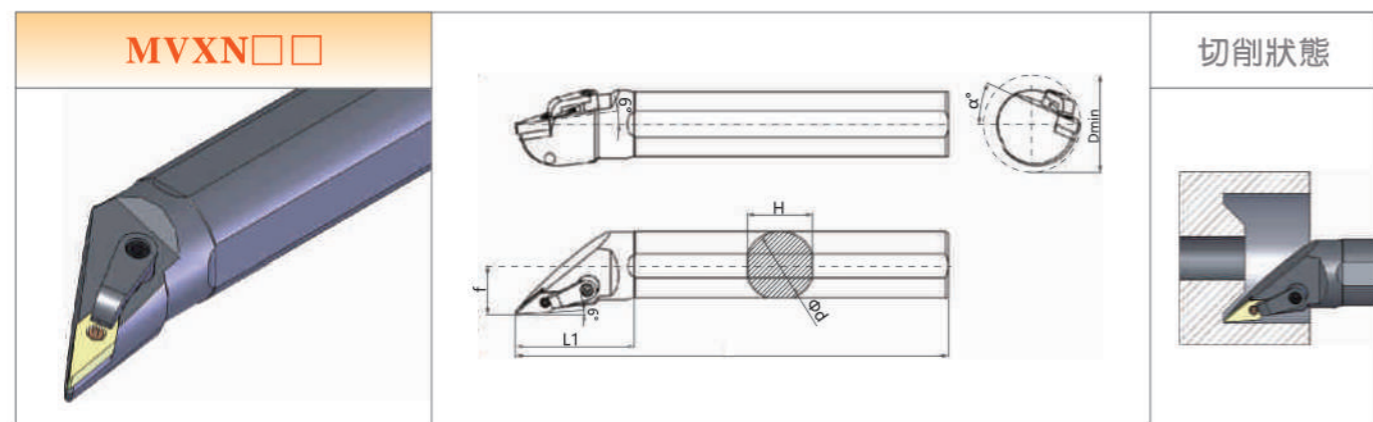
型号 Type	刀片 Insert	最小加工孔径 Dmin	尺寸(Size)mm						刀垫 Shim	中心销 Pin	压板 Clamp	双头螺钉 Clamp screw	扳手 Wrench
			Φd	f	L	L1	H	α°					
S25R-MVQNR/L16	VN □□1604□□	Φ32	25	17	200	45	24	12°	X	MCT 510			L2.0 L3.0
S32S-MVQNR/L16		Φ42	32	23	250	54	30	17°					
S40T-MVQNR/L16		Φ50	40	27	300	60	38	15°	SV 1603	MCT 513	HL 2414	MCS625	
S50U-MVQNR/L16		Φ63	50	33	350	65	48	12°					



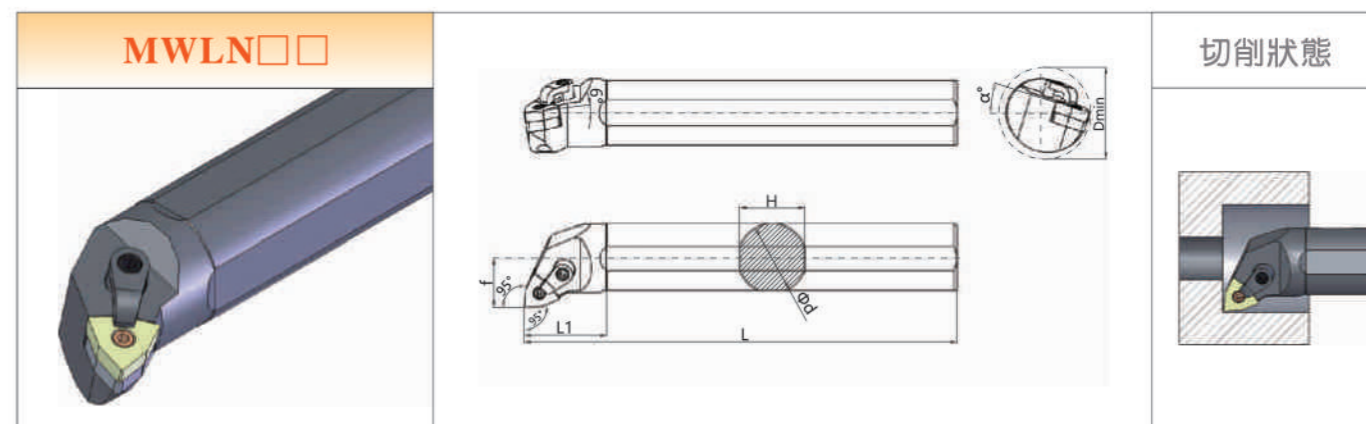
型号 Type	刀片 Insert	最小加工孔径 Dmin	尺寸(Size)mm						刀垫 Shim	中心销 Pin	压板 Clamp	双头螺钉 Clamp screw	扳手 Wrench
			Φd	f	L	L1	H	α°					
S25R-MVUNR/L16	VN □□1604□□	Φ36	25	20	200	45	24	12°	X	MCT 510			L2.0 L3.0
S32S-MVUNR/L16		Φ42	32	22	250	50	30	17°					
S40T-MVUNR/L16		Φ50	40	26	300	55	38	15°	SV 1603	MCT 513	HL 2114	MCS625	
S50U-MVUNR/L16		Φ63	50	32	350	70	48	12°					



型号 Type	刀片 Insert	最小加工孔径 Dmin	尺寸(Size)mm						刀垫 Shim	中心销 Pin	压板 Clamp	双头螺钉 Clamp screw	扳手 Wrench
			Φd	f	L	L1	H	α°					
S25R-MVWNR/L16	VN □□1604□□	Φ40	25	26	200	45	24	12°	X	MCT 510	HL 2114	MCS625	L2.0
S32S-MVWNR/L16		Φ48	32	30	250	50	30	17°	SV 1603	MCT 513			L3.0



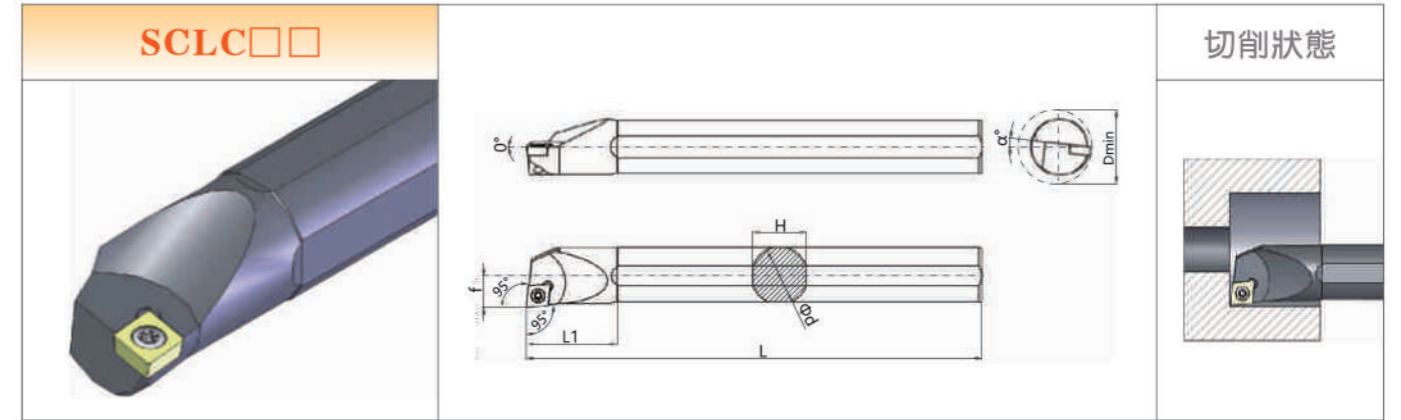
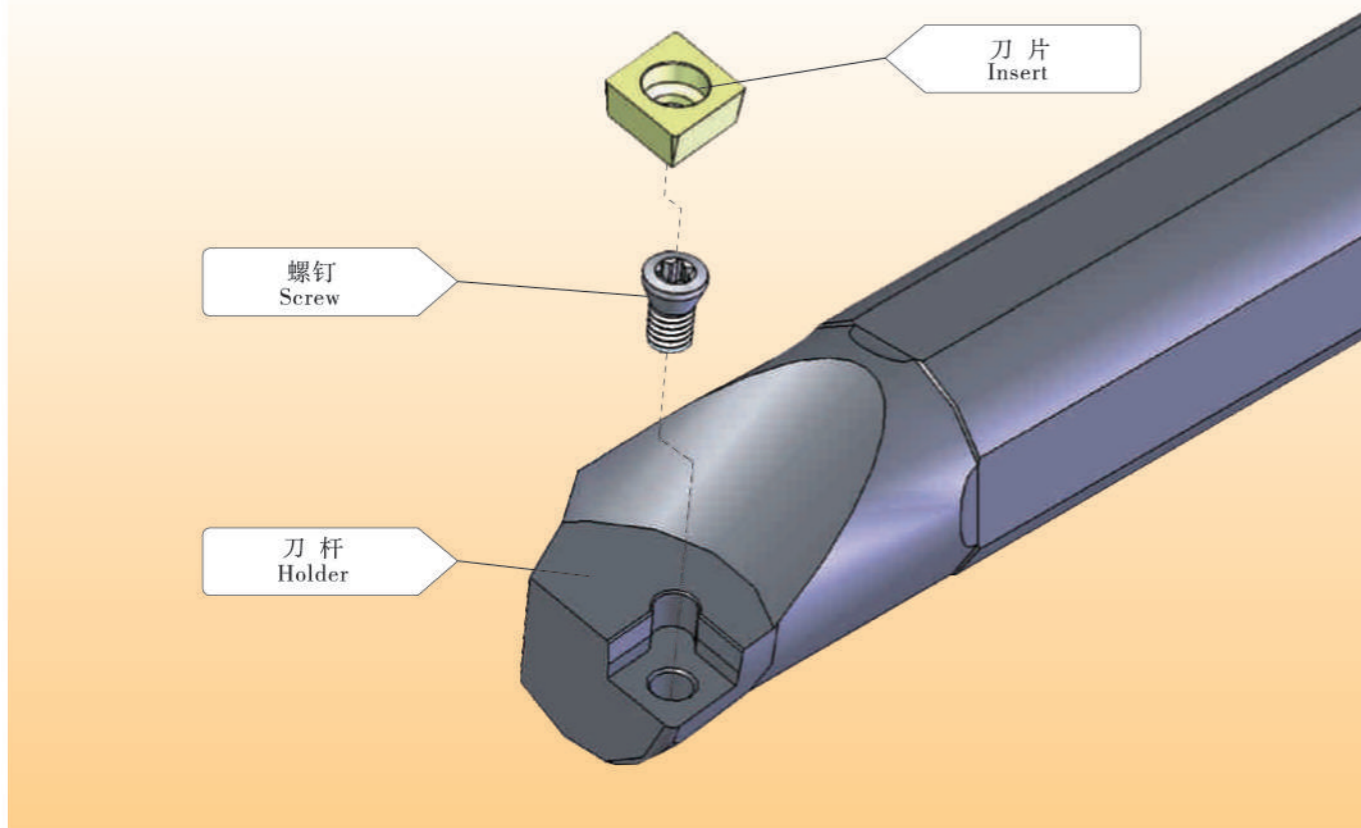
型号 Type	刀片 Insert	最小加工孔径 Dmin	尺寸(Size)mm						刀垫 Shim	中心销 Pin	压板 Clamp	双头螺钉 Clamp screw	扳手 Wrench
			Φd	f	L	L1	H	α°					
S20Q-MVXNR/L16	VN □□1604□□	Φ27	20	14	180	40	19	15°	X	MCT 510	HL 1810	MCS620	L2.0 L3.0
S25R-MVXNR/L16		Φ32	25	17	200	45	24	12°					
S32S-MVXNR/L16		Φ42	32	23	250	50	30	17°	SV 1603	MCT 513	HL 2414	MCS625	
S40T-MVXNR/L16		Φ50	40	27	300	55	38	15°					
S50U-MVXNR/L16		Φ61	50	31	350	70	48	12°					



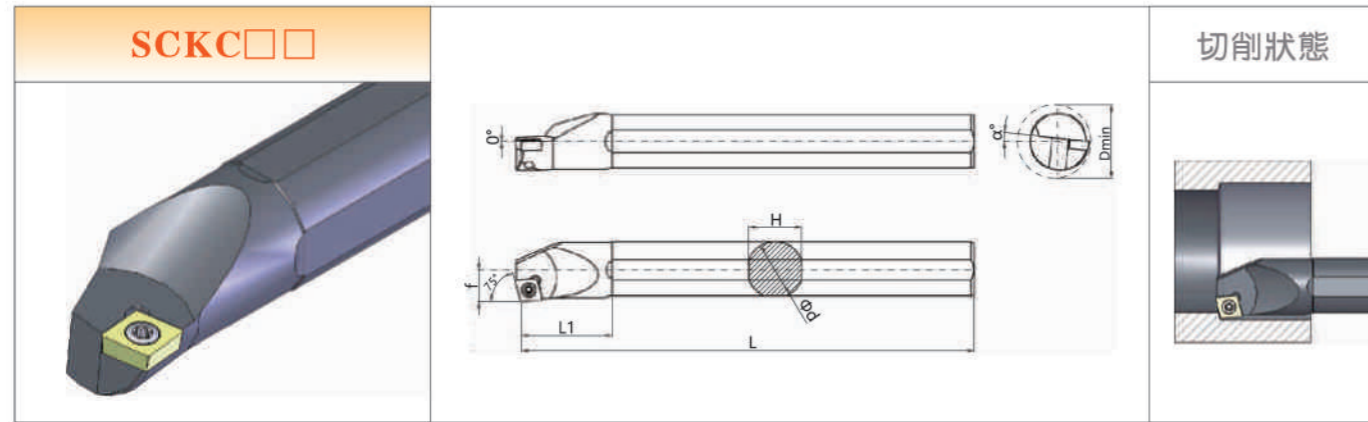
型号 Type	刀片 Insert	最小加工孔径 Dmin	尺寸(Size)mm						刀垫 Shim	中心销 Pin	压板 Clamp	双头螺钉 Clamp screw	扳手 Wrench
			Φd	f	L	L1	H	α°					
S16N-MWLNR/L06	WN □□0604□□	Φ22	16	11	180	35	19	18°	X	MCT 510	HL 1810	MCS620	L2.0 L3.0
S20Q-MWLNR/L06		Φ25	20	13	200	40	24	15°					
S25R-MWLNR/L06		Φ32	25	16.5	250	45	30	12°					
S20Q-MWLNR/L08	WN □□0804□□	Φ25	20	13	180	40	19	15°		MCT 613	HL 1810	MCS620	L2.5 L3.0
S25R-MWLNR/L08		Φ32	25	16.5	200	45	24	12°					
S32S-MWLNR/L08		Φ41	32	22	250	50	30	17°		SW 0804	MCT 617	HL 1814	
S40T-MWLNR/L08		Φ50	40	26	300	55	38	15°					
S50U-MWLNR/L08	Φ60	50	31	350	70	48	12°						



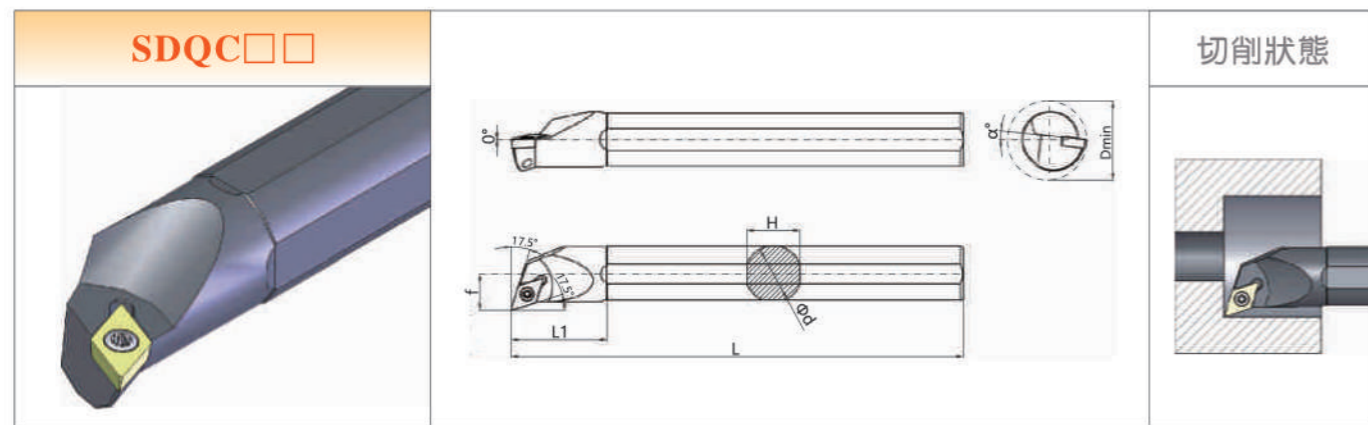
内孔车刀螺钉式 S 型压紧机构示意图



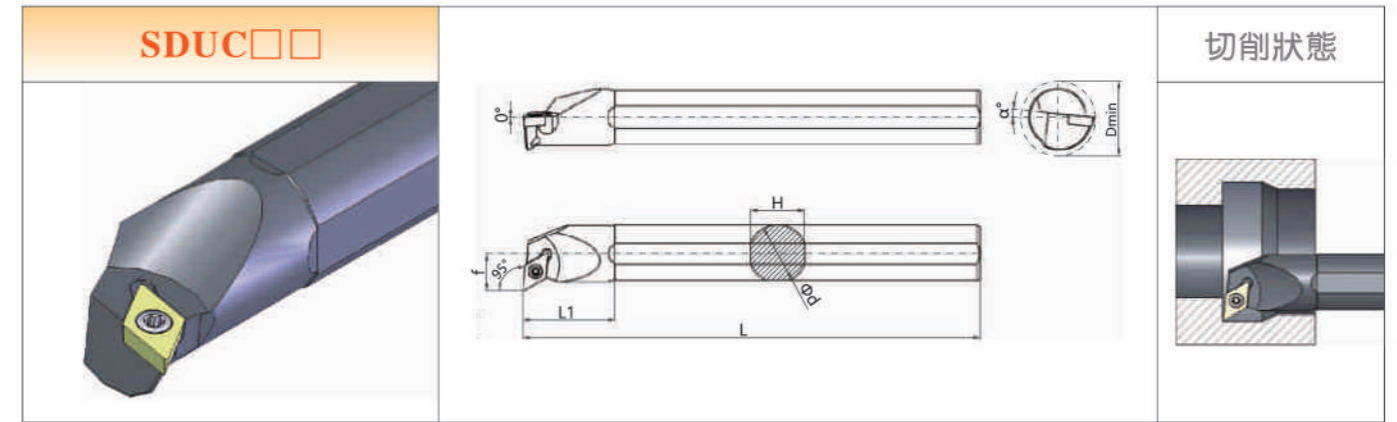
型号 Type	刀片 Insert	最小加工 孔径 Dmin	尺寸(Size)mm						螺钉 Screw	扳手 Wrench
			Φd	f	L	L1	H	α°		
S07K-SCLCR/L06-08	CC □□0602□□	Φ9	8	4	125	18	7	15°	M2.5 × 5	T8
S08K-SCLCR/L06		Φ10	8	5	125	20	7	13°		
S09K-SCLCR/L06		Φ12	9	5	125	24	8	13°		
S10K-SCLCR/L06		Φ13	10	6	125	22	9	12°	M2.5 × 6	
S12M-SCLCR/L06		Φ16	12	7	150	23	11	10°	M4 × 8	
S12M-SCLCR/L09		Φ16	12	9	150	27	11	12°		
S14Q-SCLCR/L09	Φ17	14	9	180	30	13	12°			
S16N-SCLCR/L09	CC □□09T3□□	Φ20	16	9.5	160	30	15	10°	M4 × 10	T15
S20Q-SCLCR/L09		Φ25	20	11.5	180	35	19	8°		
S25R-SCLCR/L09		Φ31	25	14	200	40	24	6°		
S32S-SCLCR/L09	CC □□1204□□	Φ39	32	17.5	250	45	30	4°	M5 × 12	T20
S20Q-SCLCR/L12		Φ25	20	12	180	40	19	8°		
S25R-SCLCR/L12		Φ32	25	14.5	200	40	24	8°		
S32S-SCLCR/L12		Φ39	32	18	250	45	30	6°		
S40T-SCLCR/L12		Φ50	40	22	300	50	38	4°		



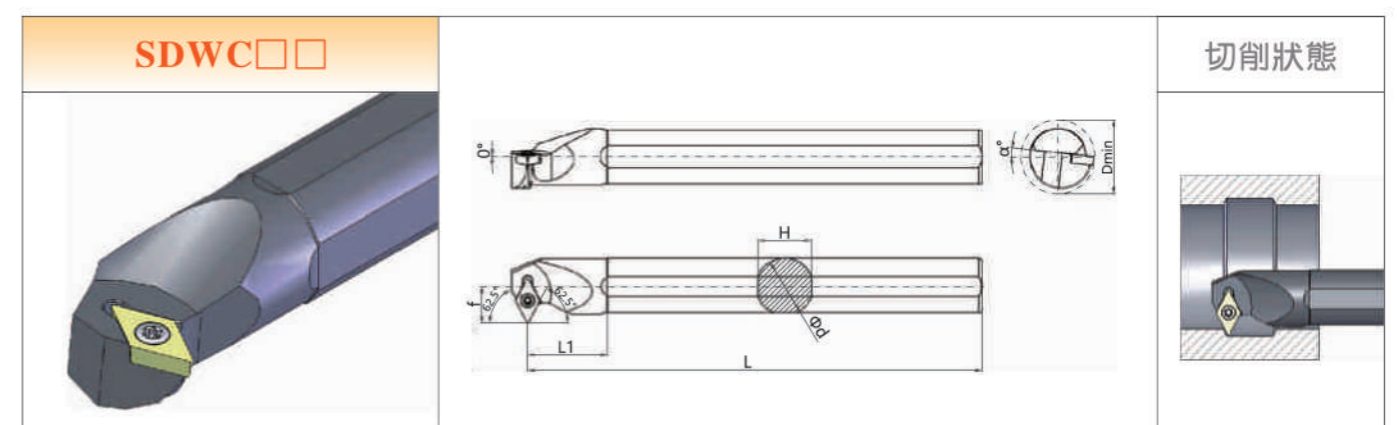
型号 Type	刀片 Insert	最小加工孔径 Dmin	尺寸(Size)mm						螺钉 Screw	扳手 Wrench
			Φd	f	L	Li	H	α°		
S08K-SCKCR/L06	CC□□0602□□	Φ10	8	5.5	125	25	7	13°	2.5×5	T8
S10K-SCKCR/L06		Φ13	10	6	125	25	9	12°		
S12M-SCKCR/L06		Φ16	12	7	150	25	11	10°		
S12M-SCKCR/L09	CC□□09T3□□	Φ16	12	8	150	30	11	12°	M4×8	T15
S16N-SCKCR/L09		Φ22	16	9.5	160	33	15	10°		
S20Q-SCKCR/L09		Φ24	20	11.5	180	35	19	8°	M4×10	
S25R-SCKCR/L09		Φ31	26	14	200	40	24	8°		



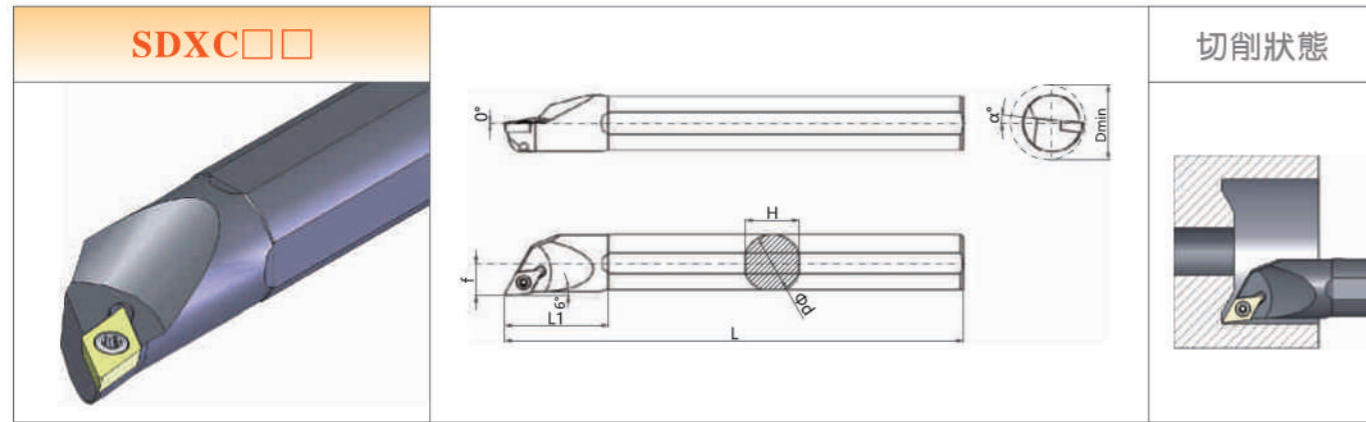
型号 Type	刀片 Insert	最小加工孔径 Dmin	尺寸(Size)mm						螺钉 Screw	扳手 Wrench
			Φd	f	L	Li	H	α°		
S10K-SDQCR/L07	DC□□0702□□	Φ13	10	7	125	24	9	10°	M2.5×5	T8
S12M-SDQCR/L07		Φ16	12	9	150	30	11	8°		
S16N-SDQCR/L07		Φ20	16	10.5	160	30	15	6°		
S20Q-SDQCR/L11	DC□□11T3□□	Φ25	20	13	180	40	19	6°	M4×10	T15
S25R-SDQCR/L11		Φ32	25	16	200	40	24	4°		
S32S-SDQCR/L11		Φ39	32	20	250	45	30	4°		



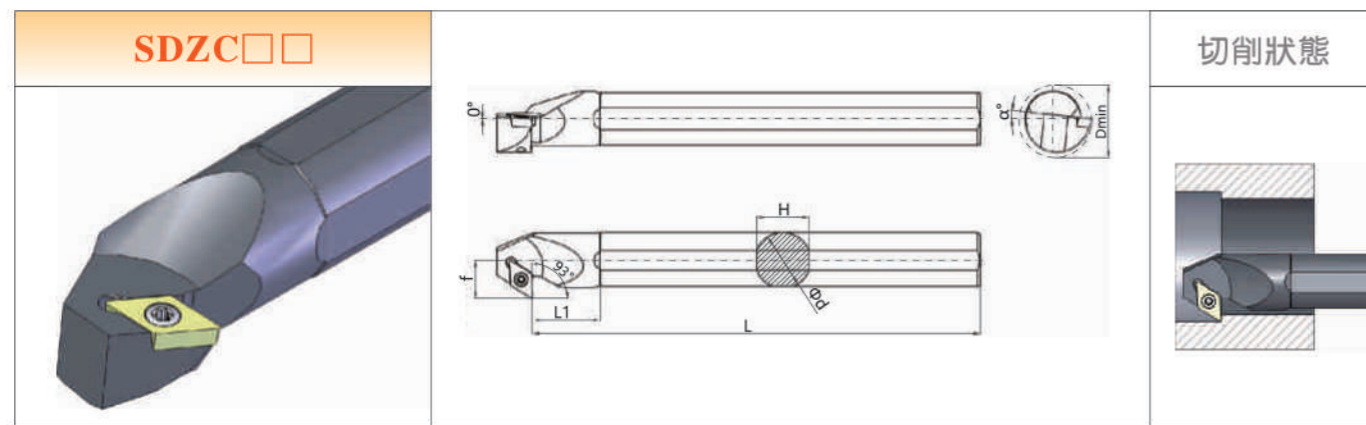
型号 Type	刀片 Insert	最小加工孔径 Dmin	尺寸(Size)mm						螺钉 Screw	扳手 Wrench
			Φd	f	L	Li	H	α°		
S10K-SDUCR/L07	DC□□0702□□	Φ15	10	8	125	25	9	10°	M2.5×5	T8
S12M-SDUCR/L07		Φ17	12	9	150	25	11	8°		
S16N-SDUCR/L07		Φ22	16	11	160	30	15	6°		
S20Q-SDUCR/L11	DC□□11T3□□	Φ25	20	13	180	40	19	6°	M4×10	T15
S25R-SDUCR/L11		Φ32	25	16	200	40	24	4°		
S32S-SDUCR/L11		Φ39	32	20	250	45	30	4°		
S40T-SDUCR/L11		Φ50	40	24	300	50	38	2°		
S50U-SDUCR/L11		Φ60	50	29	350	55	48	0°		



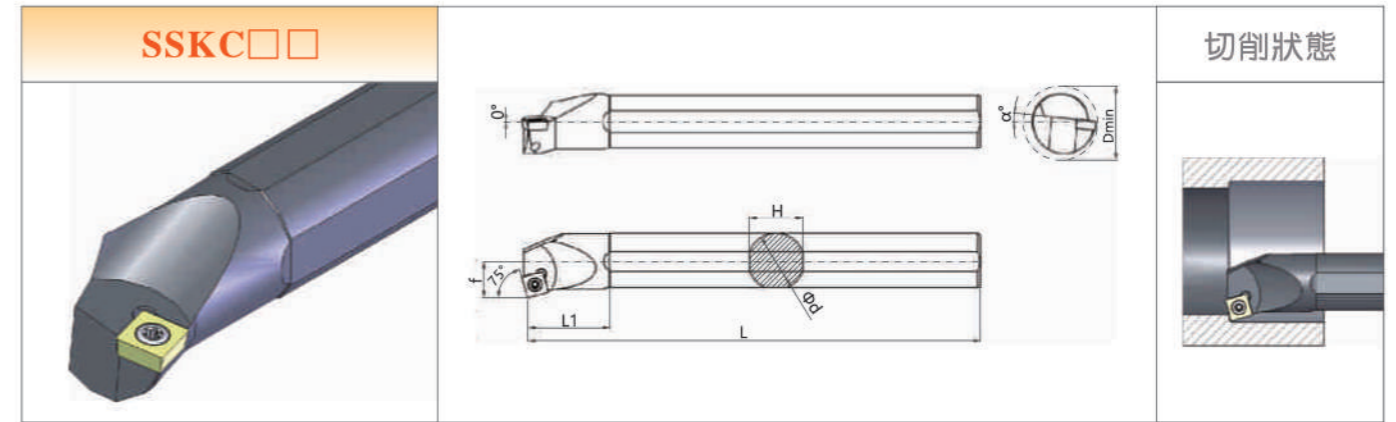
型号 Type	刀片 Insert	最小加工孔径 Dmin	尺寸(Size)mm						螺钉 Screw	扳手 Wrench
			Φd	f	L	Li	H	α°		
S12M-SDWCR/L07	DC□□0702□□	Φ19	12	10.5	150	25	11	10°	M2.5×6	T8
S16N-SDWCR/L07		Φ23	16	12.5	160	30	15	8°		
S20Q-SDWCR/L07		Φ27	20	14.5	180	30	19	6°		
S20Q-SDWCR/L11	DC□□11T3□□	Φ25	20	14.5	180	35	19	6°	M4×10	T15
S25R-SDWCR/L11		Φ32	25	17	200	40	24	4°		
S32S-SDWCR/L11		Φ40	32	20	250	45	30	2°		



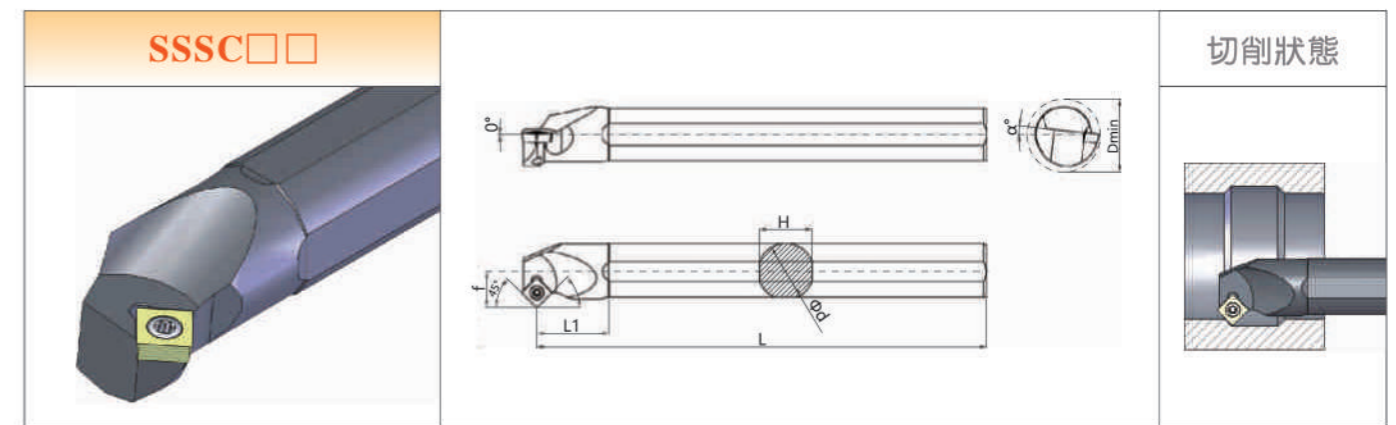
型号 Type	刀片 Insert	最小加工孔径 Dmin	尺寸(Size)mm						螺钉 Screw	扳手 Wrench
			Φd	f	L	L1	H	α°		
S08K-SDXCR/L07	DC□□0702□□	Φ10	8	5	125	20	7	12°	M2.5×5	T8
S10K-SDXCR/L07		Φ13	10	6	125	25	9	10°		
S12M-SDXCR/L07		Φ16	12	7	150	30	11	8°	M2.5×6	
S16N-SDXCR/L07		Φ20	16	9	160	30	15	6°		
S20Q-SDXCR/L11	DC□□11T3□□	Φ25	20	11.5	180	40	19	6°	M4×10	T15
S25R-SDXCR/L11		Φ32	25	14	200	40	24	4°		



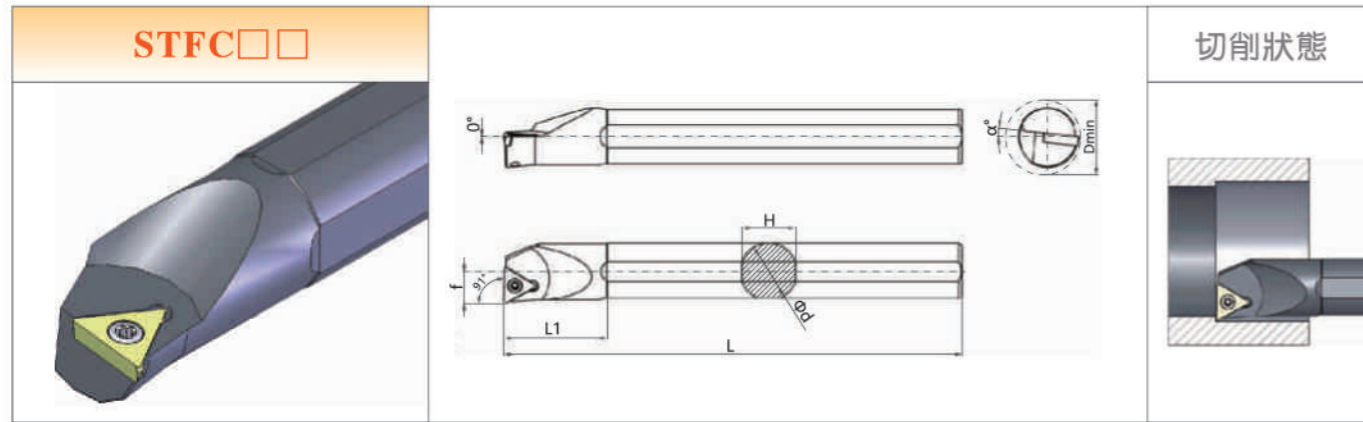
型号 Type	刀片 Insert	最小加工孔径 Dmin	尺寸(Size)mm						螺钉 Screw	扳手 Wrench
			Φd	f	L	L1	H	α°		
S10K-SDZCR/L07	DC□□0702□□	Φ15	10	8.5	125	30	9	12°	M2.5×5	T8
S12M-SDZCR/L07		Φ18	12	9.5	150	30	11	10°		
S16N-SDZCR/L07		Φ24	16	11.5	160	30	15	8°	M2.5×6	
S20Q-SDZCR/L11	DC□□11T3□□	Φ28	20	14.5	180	40	19	8°	M4×10	T15
S25R-SDZCR/L11		Φ34	25	17	200	45	24	6°		
S32S-SDZCR/L11		Φ38	32	20.5	250	50	30	4°		



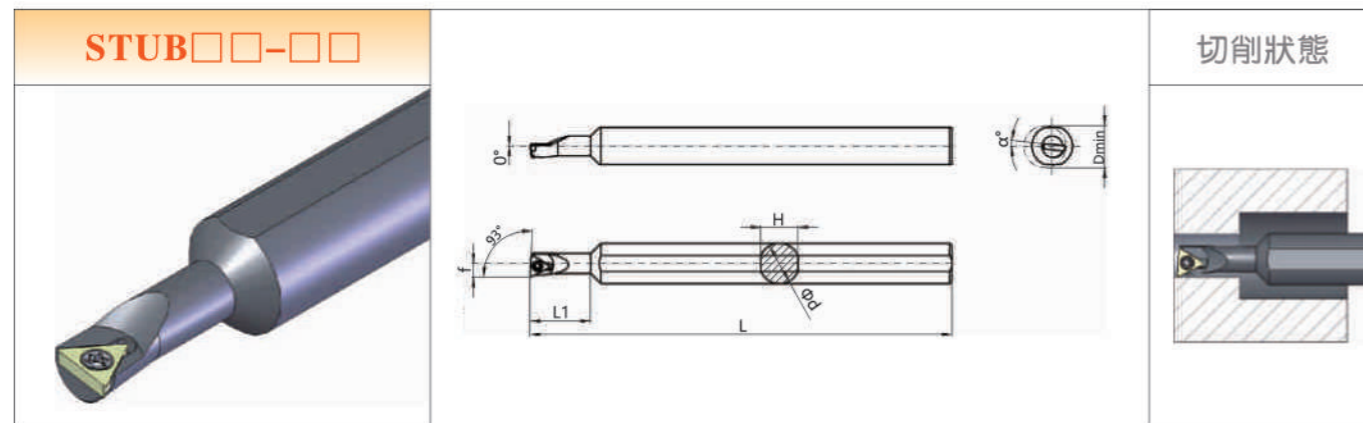
型号 Type	刀片 Insert	最小加工孔径 Dmin	尺寸(Size)mm						螺钉 Screw	扳手 Wrench
			Φd	f	L	L1	H	α°		
S12M-SSKCR/L09	SC□□09T3□□	Φ16	12	8.5	150	30	11	12°	M4×8	T15
S16N-SSKCR/L09		Φ20	16	10.5	160	30	15	10°		
S20Q-SSKCR/L09		Φ24	20	12.5	180	40	19	8°	M4×10	
S25R-SSKCR/L09		Φ31	25	15	200	40	24	6°		



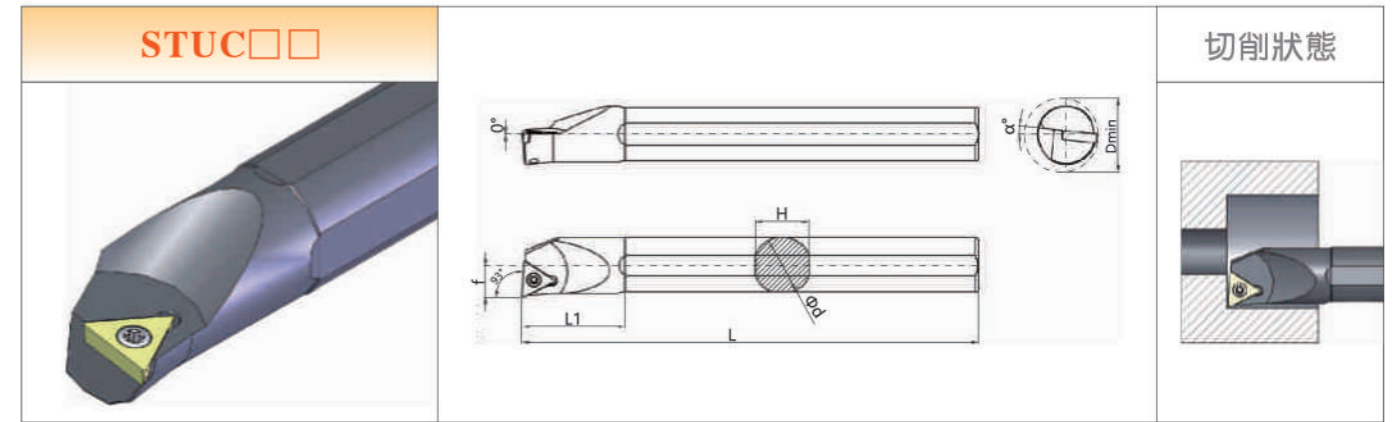
型号 Type	刀片 Insert	最小加工孔径 Dmin	尺寸(Size)mm						螺钉 Screw	扳手 Wrench
			Φd	f	L	L1	H	α°		
S12M-SSSCR/L09	SC□□09T3□□	Φ16	12	8.5	150	30	11	12°	M4×8	T15
S16N-SSSCR/L09		Φ20	16	11.5	160	35	15	10°		
S20Q-SSSCR/L09		Φ24	20	13.5	180	40	19	8°	M4×10	
S25R-SSSCR/L09		Φ31	25	16	200	40	24	6°		
S32S-SSSCR/L09		Φ38	32	19.5	250	45	30	4°		



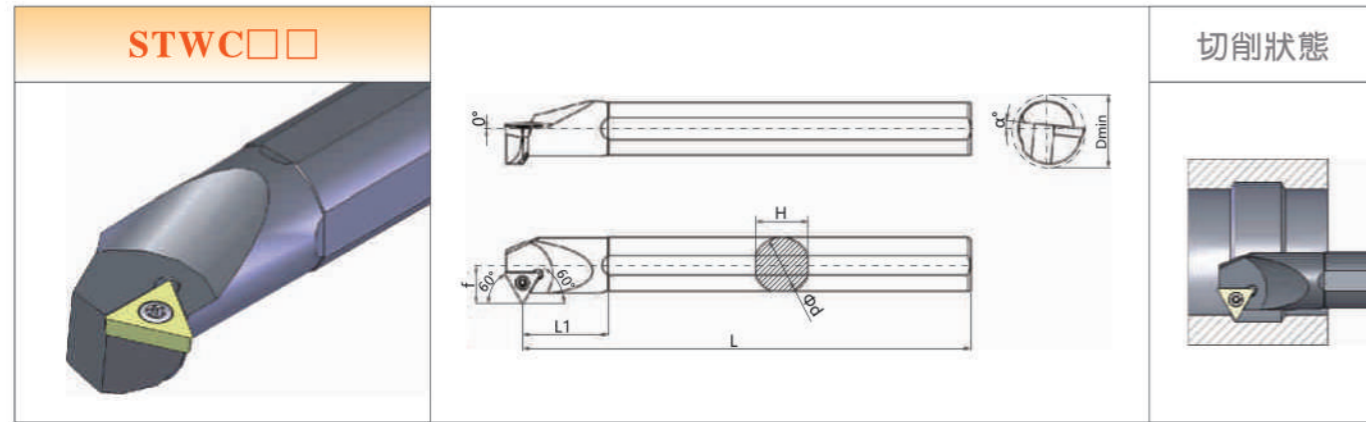
型号 Type	刀片 Insert	最小加工孔径 Dmin	尺寸(Size)mm						螺钉 Screw	扳手 Wrench
			Φd	f	L	L1	H	α°		
S08K-STFCR/L09	TC□□0902□□	Φ11	8	5.5	125	23	7	15°	M2.2×5	T7
S10K-STFCR/L09		Φ13	10	6	125	24	9	13°		
S12M-STFCR/L09		Φ16	12	7	150	27	11	10°		
S10K-STFCR/L11	TC□□1102□□	Φ13	10	6	125	24	9	12°	M2.5×5	T8
S12M-STFCR/L11		Φ16	12	7	150	27	11	10°		
S16N-STFCR/L11		Φ20	16	9	160	30	15	8°	M2.5×6	
S20Q-STFCR/L11		Φ25	20	11	180	35	19	6°		
S20Q-STFCR/L16	TC□□16T3□□	Φ25	20	11.5	180	40	19	8°	M4×10	T15
S25R-STFCR/L16		Φ31	25	14	200	40	24	6°		
S32S-STFCR/L16		Φ39	32	17.5	250	45	30	4°		
S40T-STFCR/L16		Φ50	40	21.5	300	55	38	2°		
S50U-STFCR/L16		Φ60	50	26.5	350	60	48	0°		



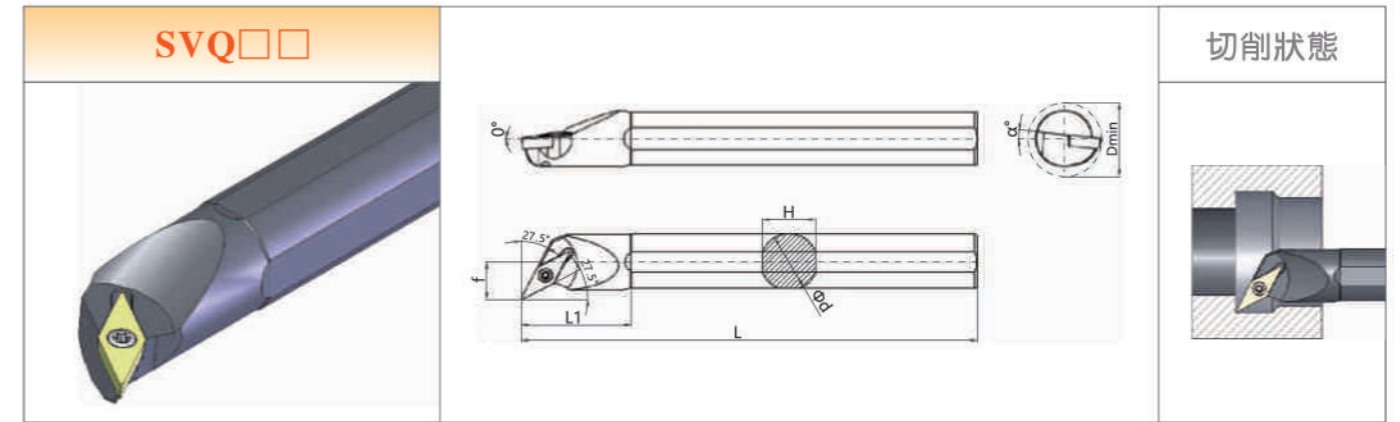
型号 Type	刀片 Insert	最小加工孔径 Dmin	尺寸(Size)mm						螺钉 Screw	扳手 Wrench
			Φd	f	L	L1	H	α°		
S06H-STUBR/L06-08	TBGT0601□□	Φ8	8	4	100	20	7	12°	M2.0×4	T6
S06K-STUBR/L06-10		Φ8	10	4	125	20	9	12°		
S06K-STUBR/L06-12		Φ8	12	4	125	25	11	12°		
S06M-STUBR/L06-16		Φ8	16	4	150	25	15	12°		



型号 Type	刀片 Insert	最小加工孔径 Dmin	尺寸(Size)mm						螺钉 Screw	扳手 Wrench
			Φd	f	L	L1	H	α°		
S08K-STUCR/L09	TC□□0902□□	Φ11	8	5.5	125	23	7	15°	M2.2×5	T7
S10K-STUCR/L09		Φ13	10	6.5	125	24	9	13°		
S10K-STUCR/L11	TC□□1102□□	Φ13	10	6	125	24	9	12°	M2.5×5	T8
S12M-STUCR/L11		Φ16	12	7	150	27	11	10°		
S16N-STUCR/L11		Φ20	16	9	160	30	15	8°		
S20Q-STUCR/L11		Φ25	20	11	180	35	19	6°	M2.5×6	
S25R-STUCR/L11		Φ31	25	13.5	200	40	24	4°		
S20Q-STUCR/L16	TC□□16T3□□	Φ25	20	11.5	180	40	19	8°	M4×10	T15
S25R-STUCR/L16		Φ31	25	14	200	40	24	6°		
S32S-STUCR/L16		Φ39	32	17.5	250	45	30	4°		
S40T-STUCR/L16		Φ50	40	21.5	300	55	38	2°		
S50U-STUCR/L16		Φ60	50	26.5	350	60	48	0°		



型号 Type	刀片 Insert	最小加工孔径 Dmin	尺寸(Size)mm						螺钉 Screw	扳手 Wrench
			Φd	f	L	Li	H	α°		
S08K-STWCR/L09	TC□□0902□□	Φ11	8	5.5	125	25	7	12°	M2.2×5	T7
S10K-STWCR/L11	TC□□1102□□	Φ14	10	8	125	25	9	10°	M2.5×5	T8
S12M-STWCR/L11		Φ16	12	9	150	30	11	8°		
S16N-STWCR/L11		Φ20	16	11	160	30	15	6°		
S20Q-STWCR/L11		Φ25	20	13	180	35	19	4°		
S20Q-STWCR/L16	TC□□16T3□□	Φ25	20	14.5	180	40	19	8°	M4×10	T15
S25R-STWCR/L16		Φ32	25	17	200	45	24	6°		
S32S-STWCR/L16		Φ39	32	20	250	46	30	4°		
S40T-STWCR/L16		Φ50	40	24	300	50	38	2°		
S50U-STWCR/L16		Φ60	50	25	350	60	48	0°		

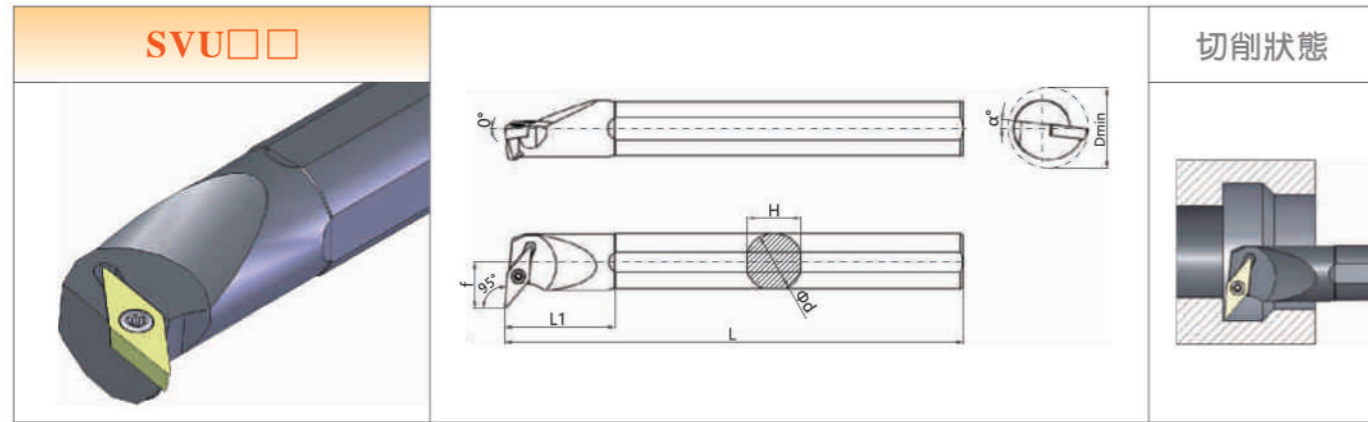


型号 Type	刀片 Insert	最小加工孔径 Dmin	尺寸(Size)mm						螺钉 Screw	扳手 Wrench
			Φd	f	L	Li	H	α°		
S16N-SVQBR/L11	VB□□1103□□	Φ22	16	11.5	160	35	15	10°	M2.5×7	T8
S20Q-SVQBR/L11		Φ27	20	14	180	39	19	8°		

型号 Type	刀片 Insert	最小加工孔径 Dmin	尺寸(Size)mm						螺钉 Screw	扳手 Wrench
			Φd	f	L	Li	H	α°		
S16N-SVQCR/L11	VC□□1103□□	Φ22	16	11.5	160	35	15	10°	M2.5×7	T8
S20Q-SVQCR/L11		Φ27	20	14	180	39	19	8°		

型号 Type	刀片 Insert	最小加工孔径 Dmin	尺寸(Size)mm						螺钉 Screw	扳手 Wrench
			Φd	f	L	Li	H	α°		
S20Q-SVQBR/L16	VB□□1604□□	Φ27	20	14	180	50	19	8°	M4×10	T15
S25R-SVQBR/L16		Φ32	25	16.5	200	50	24	6°		
S32S-SVQBR/L16		Φ41	32	22.5	250	55	30	8°		
S40T-SVQBR/L16		Φ50	40	27	300	55	38	6°		
S52U-SVQBR/L16		Φ61	50	32	350	65	48	4°		

型号 Type	刀片 Insert	最小加工孔径 Dmin	尺寸(Size)mm						螺钉 Screw	扳手 Wrench
			Φd	f	L	Li	H	α°		
S20Q-SVQCR/L16	VC□□1604□□	Φ27	20	14	180	50	19	8°	M4×10	T15
S25R-SVQCR/L16		Φ32	25	16.5	200	50	24	6°		
S32S-SVQCR/L16		Φ41	32	22.5	250	55	30	8°		
S40T-SVQCR/L16		Φ50	40	27	300	55	38	6°		

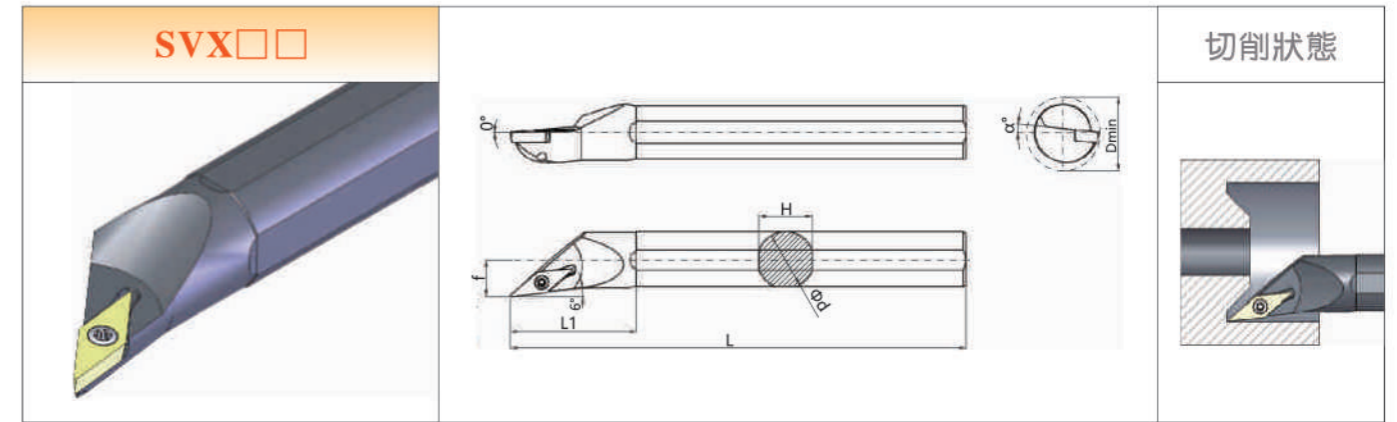


型号 Type	刀片 Insert	最小加工孔径 D _{min}	尺寸(Size)mm						螺钉 Screw	扳手 Wrench
			Φd	f	L	L ₁	H	α°		
S16N-SVUBR/L11	VB□□1103□□	Φ22	16	11.5	160	30	15	10°	M2.5×7	T8
S20Q-SVUBR/L11		Φ27	20	14	180	32	19	8°		

型号 Type	刀片 Insert	最小加工孔径 D _{min}	尺寸(Size)mm						螺钉 Screw	扳手 Wrench
			Φd	f	L	L ₁	H	α°		
S16N-SVUCR/L11	VC□□1103□□	Φ22	16	11.5	160	30	15	10°	M2.5×7	T8
S20Q-SVUCR/L11		Φ27	20	14	180	32	19	8°		

型号 Type	刀片 Insert	最小加工孔径 D _{min}	尺寸(Size)mm						螺钉 Screw	扳手 Wrench
			Φd	f	L	L ₁	H	α°		
S20Q-SVUBR/L16	VB□□1604□□	Φ31	20	19	180	50	19	8°	M4×10	T15
S25R-SVUBR/L16		Φ35	25	20	200	50	24	6°		
S32S-SVUBR/L16		Φ42	32	22.5	250	55	30	8°		
S40T-SVUBR/L16		Φ51	40	27	300	55	38	6°		

型号 Type	刀片 Insert	最小加工孔径 D _{min}	尺寸(Size)mm						螺钉 Screw	扳手 Wrench
			Φd	f	L	L ₁	H	α°		
S20Q-SVUCR/L16	VC□□1604□□	Φ31	20	19	180	50	19	8°	M4×10	T15
S25R-SVUCR/L16		Φ35	25	20	200	50	24	6°		
S32S-SVUCR/L16		Φ42	32	22.5	250	55	30	8°		
S40T-SVUCR/L16		Φ51	40	27	300	55	38	6°		

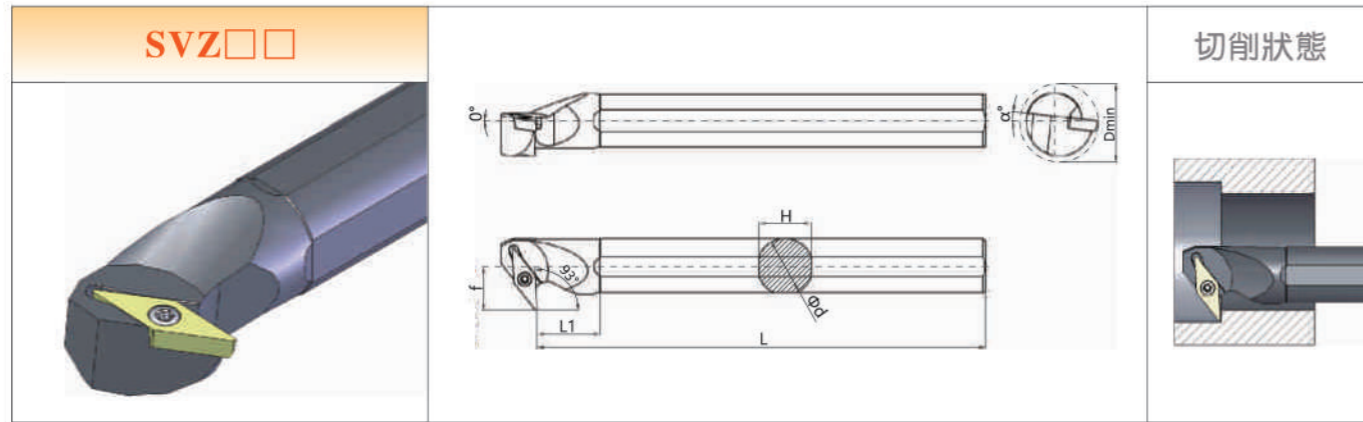


型号 Type	刀片 Insert	最小加工孔径 D _{min}	尺寸(Size)mm						螺钉 Screw	扳手 Wrench
			Φd	f	L	L ₁	H	α°		
S16N-SVXBR/L11	VB□□1103□□	Φ22	16	11	160	40	15	10°	M2.5×7	T8
S20Q-SVXBR/L11		Φ27	20	13.5	180	45	19	8°		

型号 Type	刀片 Insert	最小加工孔径 D _{min}	尺寸(Size)mm						螺钉 Screw	扳手 Wrench
			Φd	f	L	L ₁	H	α°		
S16N-SVXCR/L11	VC□□1103□□	Φ22	16	11	160	40	15	10°	M2.5×7	T8
S20Q-SVXCR/L11		Φ27	20	13.5	180	45	19	8°		

型号 Type	刀片 Insert	最小加工孔径 D _{min}	尺寸(Size)mm						螺钉 Screw	扳手 Wrench
			Φd	f	L	L ₁	H	α°		
S16N-SVXBR/L16	VB□□1604□□	Φ22	16	11.5	160	50	15	10°	M4×10	T15
S20Q-SVXBR/L16		Φ27	20	13.5	180	50	19	8°		
S25R-SVXBR/L16		Φ32	25	16	200	50	24	6°		
S32S-SVXBR/L16		Φ40	32	19.5	250	60	30	8°		
S40T-SVXBR/L16		Φ50	40	23.5	300	65	38	6°		

型号 Type	刀片 Insert	最小加工孔径 D _{min}	尺寸(Size)mm						螺钉 Screw	扳手 Wrench
			Φd	f	L	L ₁	H	α°		
S16N-SVXCR/L16	VB□□1604□□	Φ22	16	11.5	160	50	15	10°	M4×10	T15
S20Q-SVXCR/L16		Φ27	20	13.5	180	50	19	8°		
S25R-SVXCR/L16		Φ32	25	16	200	50	24	6°		
S32S-SVXCR/L16		Φ40	32	19.5	250	60	30	8°		
S40T-SVXCR/L16		Φ50	40	23.5	300	65	38	6°		

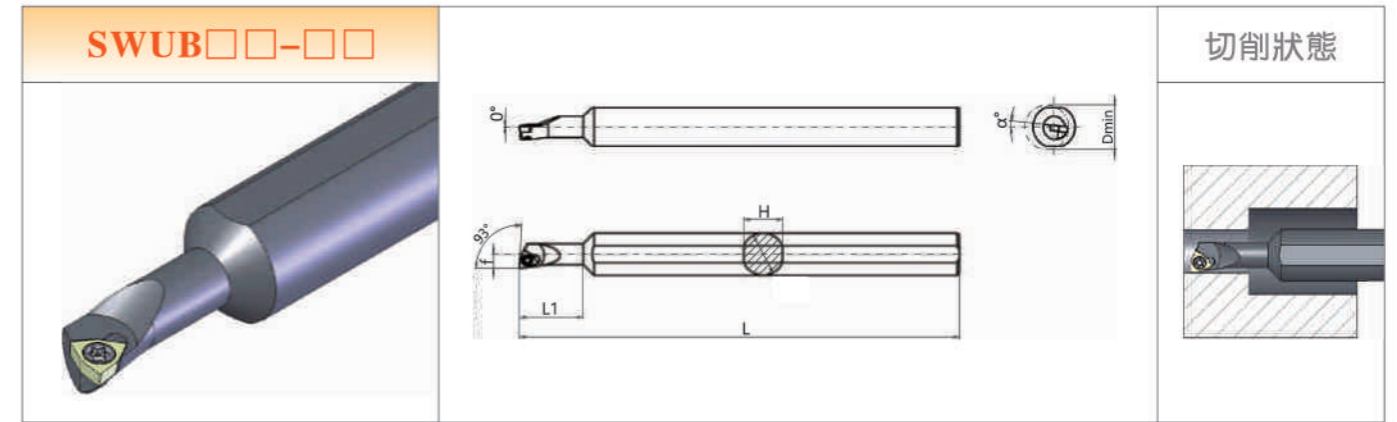


型号 Type	刀片 Insert	最小加工孔径 Dmin	尺寸(Size)mm						螺钉 Screw	扳手 Wrench
			Φd	f	L	L1	H	α°		
S16N-SVZBR/L11	VB□□1103□□	Φ22	16	11.5	160	34	15	10°	M2.5×7	T8
S20Q-SVZBR/L11		Φ27	20	14	180	37	19	8°		

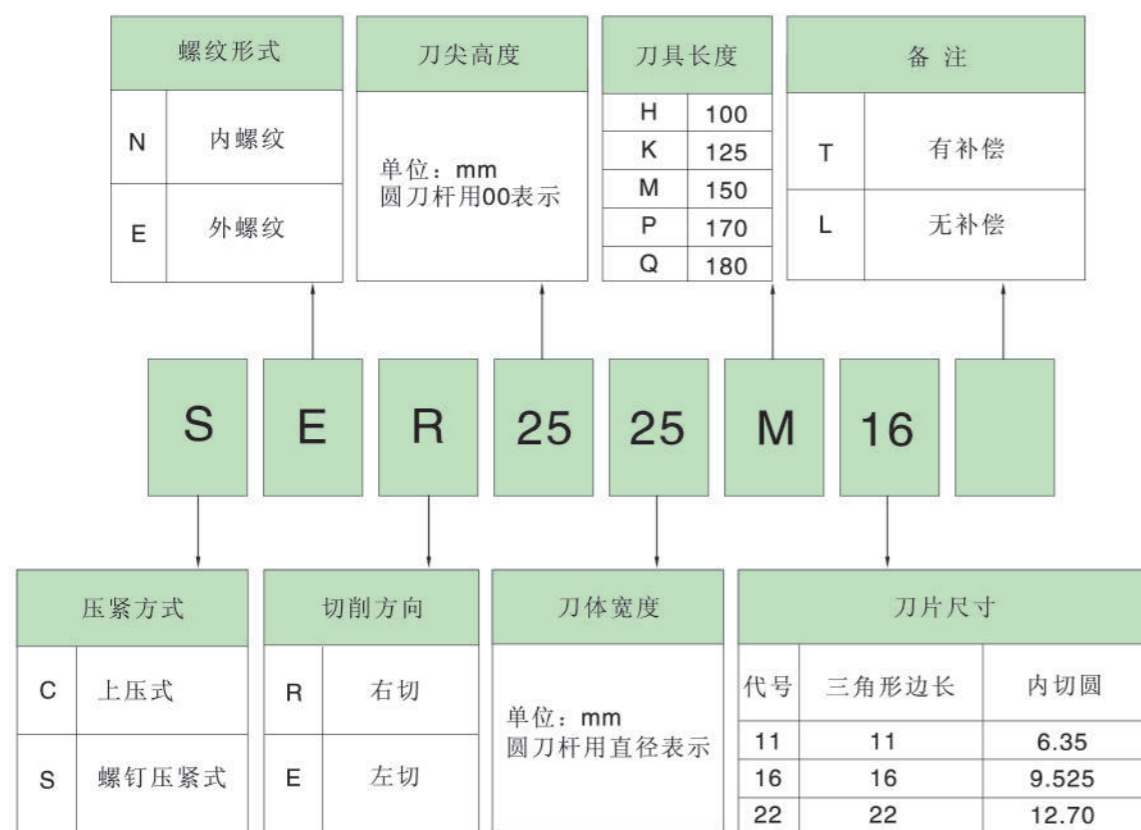
型号 Type	刀片 Insert	最小加工孔径 Dmin	尺寸(Size)mm						螺钉 Screw	扳手 Wrench
			Φd	f	L	L1	H	α°		
S16N-SVZCR/L11	VB□□1103□□	Φ22	16	11.5	160	34	15	10°	M2.5×7	T8
S20Q-SVZCR/L11		Φ27	20	14	180	37	19	8°		

型号 Type	刀片 Insert	最小加工孔径 Dmin	尺寸(Size)mm						螺钉 Screw	扳手 Wrench
			Φd	f	L	L1	H	α°		
S25R-SVZBR/L16	VB□□1604□□	Φ34	25	19.5	200	50	24	6°	M4×10	T15
S32S-SVZBR/L16		Φ42	32	23.5	250	50	30	8°		
S40T-SVZBR/L16		Φ50	40	27	300	60	38	6°		
S50U-SVZBR/L16		Φ60	50	31.5	350	65	48	4°		

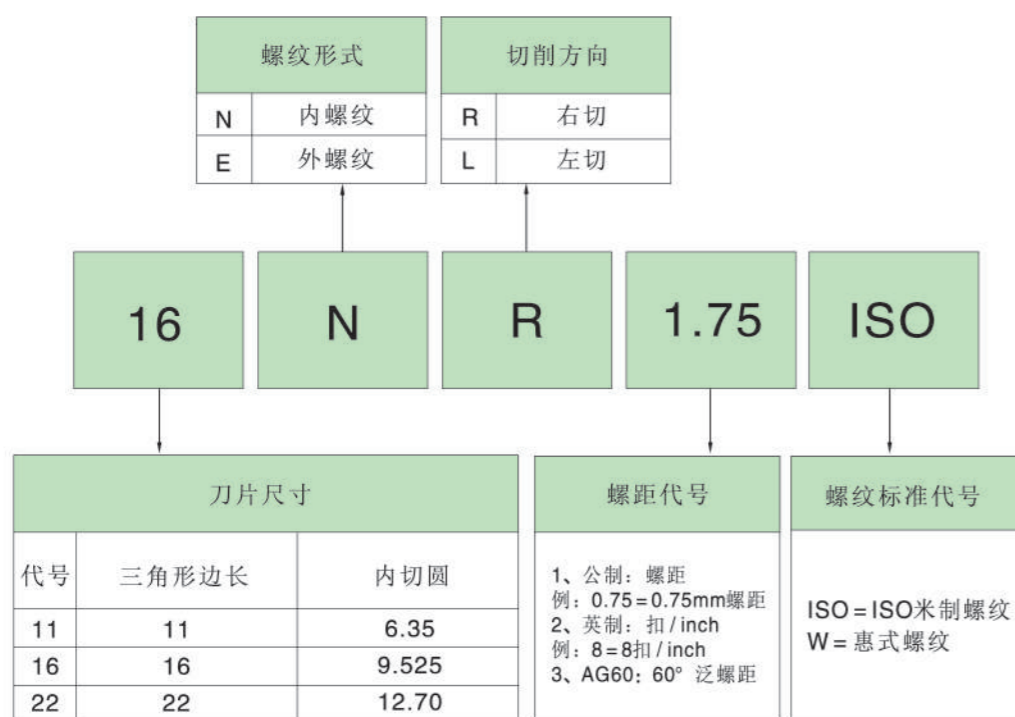
型号 Type	刀片 Insert	最小加工孔径 Dmin	尺寸(Size)mm						螺钉 Screw	扳手 Wrench
			Φd	f	L	L1	H	α°		
S25R-SVZCR/L16	VC□□1604□□	Φ34	25	19.5	200	50	24	6°	M4×10	T15
S32S-SVZCR/L16		Φ42	32	23.5	250	50	30	8°		
S40T-SVZCR/L16		Φ50	40	27	300	60	38	6°		
S50U-SVZCR/L16		Φ60	50	31.5	350	65	48	4°		

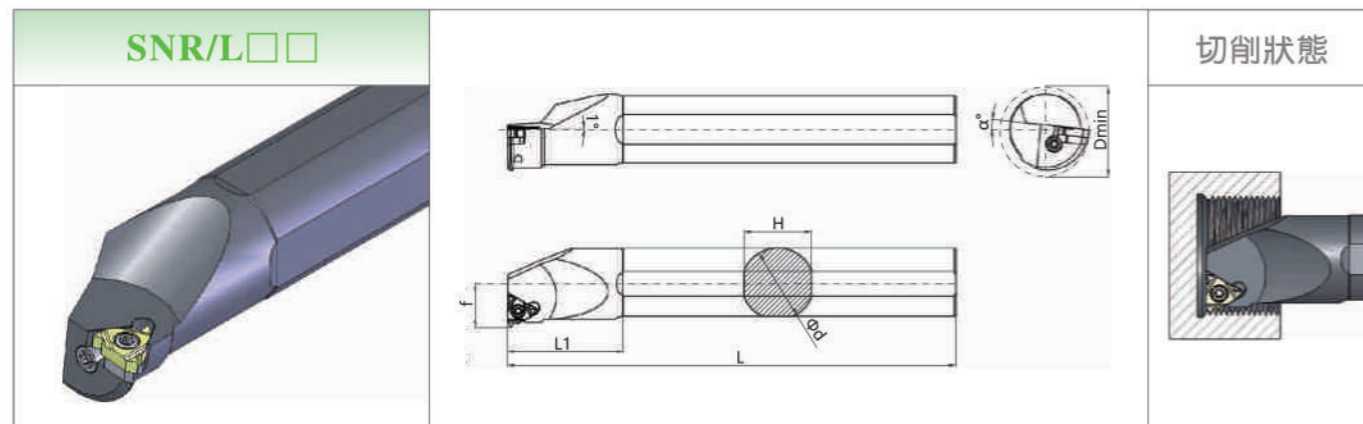


型号 Type	刀片 Insert	最小加工孔径 Dmin	尺寸(Size)mm						螺钉 Screw	扳手 Wrench
			Φd	f	L	L1	H	α°		
S06H-SWUBR06-08	WBG0601□□	Φ7	8	3.3	100	18	7	15°	M2.0×4	T6
S06K-SWUBR06-10		Φ7	10	3.3	125	20	9	15°		
S06K-SWUBR06-12		Φ7	12	3.3	125	25	11	15°		
S06M-SWUBR06-16		Φ7	16	3.3	150	25	15	15°		

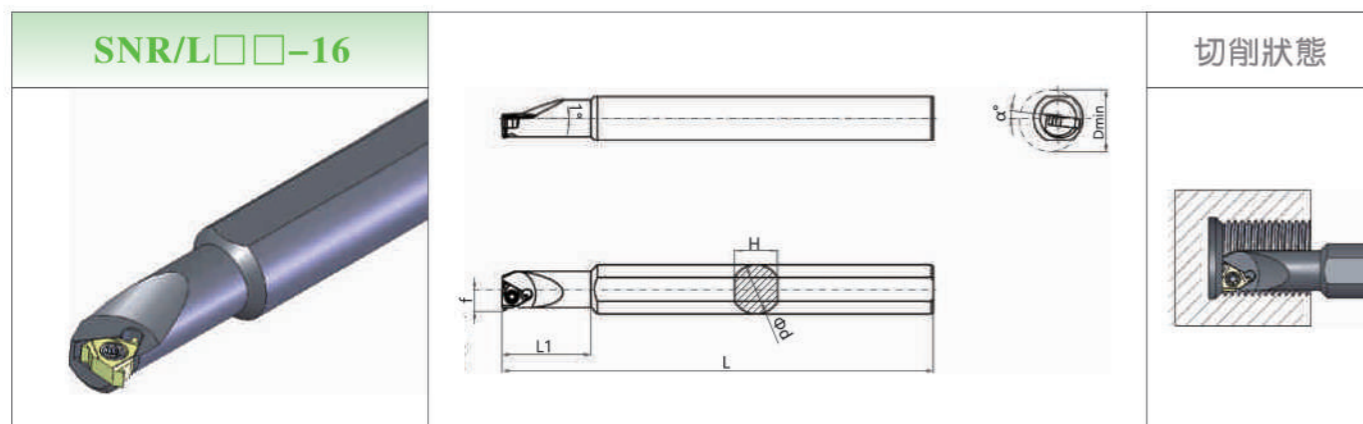


螺紋刀片型號編制說明

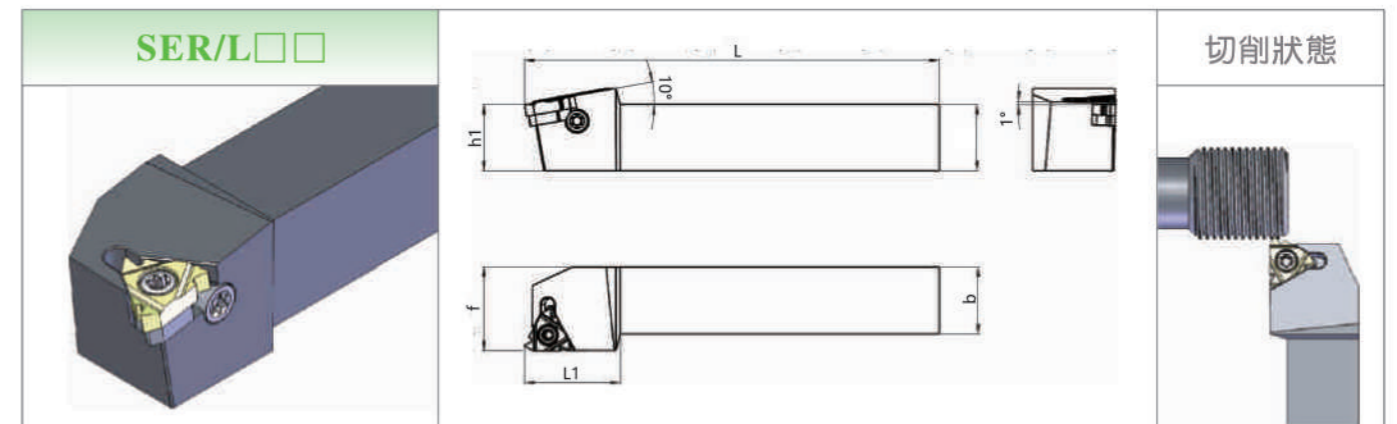




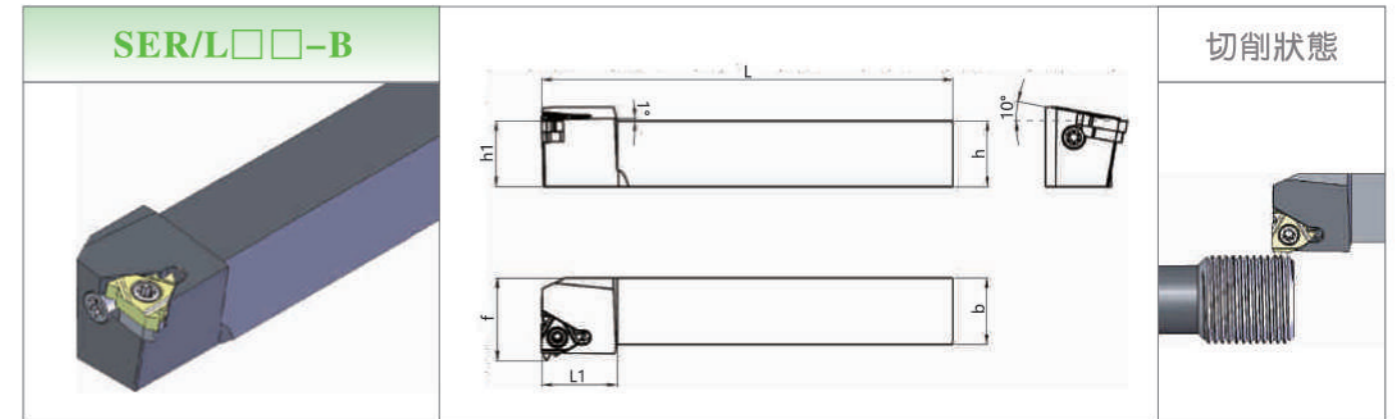
型号 Type	最小加工 孔径 Dmin	尺寸(Size)mm						刀片 Insert	刀垫 Shim	螺钉 Screw	侧螺钉 Shim screw	扳手 Wrench
		Φd	f	L	L1	H	α°					
SNR/L0010K11	Φ12	10	7.2	125	18	9	11NR/L□□	X	M2.5×6	X	T8	
SNR/L0012K11	Φ15	12	8.7	125	18	11						
SNR/L0016M16	Φ19	16	11.5	150	25	14.6	16NR/L□□	X	M3.5×10	X	T15	
SNR/L0020Q16	Φ24	20	13.5	180	28	18.4						
SNR/L0025R16	Φ29	25	16	200	32	23.4	15°	STM1603/ STM1603L	M3.5×12	M3×8C	T15	
SNR/L0032S16	Φ36	32	19.5	250	38	30						
SNR/L0040T16	Φ44	40	23.5	300	42	38						
SNR/L0050U16	Φ54	50	28.5	350	50	48						
SNR/L0025R22	Φ31	25	18	200	32	23.4	22NR/L□□	STM22T3/ STM22T3L	M4.5×12	M4×10C	T20 T15	
SNR/L0032S22	Φ38	32	21.5	250	38	30						
SNR/L0040T22	Φ46	40	25.5	300	42	38						
SNR/L0050U22	Φ56	50	30.5	350	50	48						



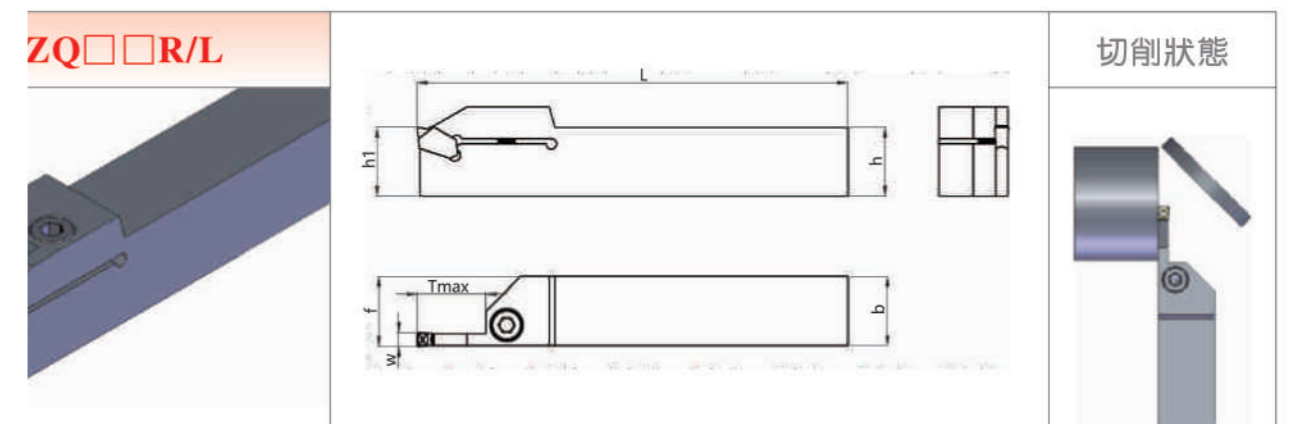
型号 Type	最小加工 孔径 Dmin	尺寸(Size)mm						刀片 Insert	螺钉 Screw	扳手 Wrench
		Φd	f	L	L1	H	α°			
SNR0010L11-16	Φ12	10	7.2	140	28	14.6	11NR/L□□	M2.5×6	T8	
SNR0012L11-16	Φ15	12	8.7	140	33	14.6				
SNR0013M16-16	Φ17	16	10	150	33	14.6	16NR/L□□	M3.5×10	T15	



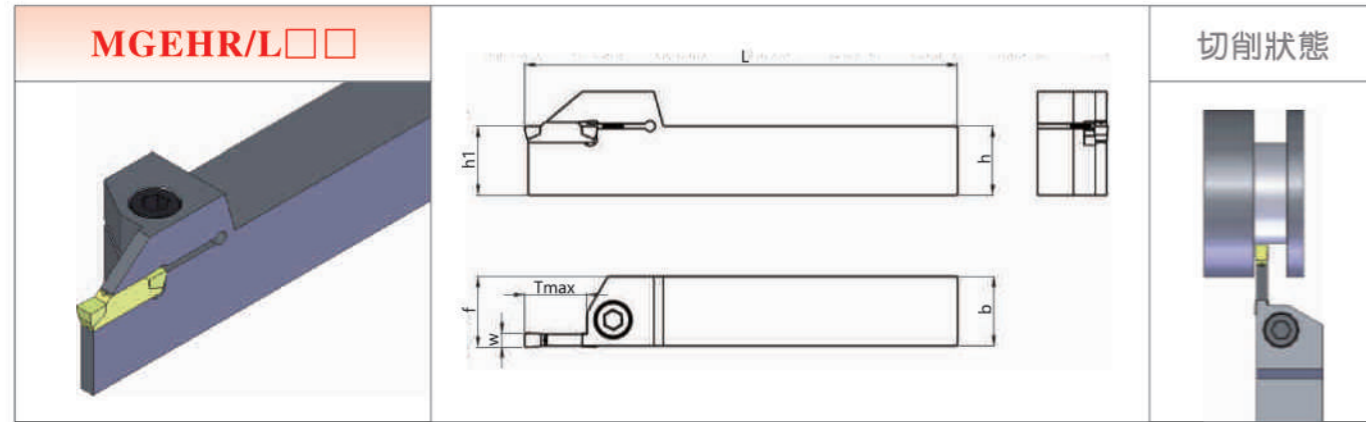
型号 Type	尺寸(Size)mm						刀片 Insert	垫片 Shim	螺钉 Screw	侧螺钉 Shim screw	扳手 Wrench
	h	b	L	L1	h1	f					
SER/L1010H11	10	10	100	16	10	12	11ER/L□□	X	M2.5×6	X	T8
SER/L1212H11	12	12	100	16	12	16					
SER/L1212H16	12	12	100	20	12	18	16ER/L□□	X	M3.5×10	X	T15
SER/L1616H16	16	16	100	20	16	20					
SER/L2020K16	20	20	125	22	20	25	16ER/L□□	STM1603/ STM1603L	M3.5×12	M3×8C	T15
SER/L2525M16	25	25	150	22	25	32					
SER/L3225P16	32	32	170	25	32	32	22ER/L□□	STM22T3/ STM22T3L	M4.5×12	M4×10C	T15 T20
SER/L2525M22	25	25	150	26	25	32					
SER/L3232P22	32	32	170	28	32	32					



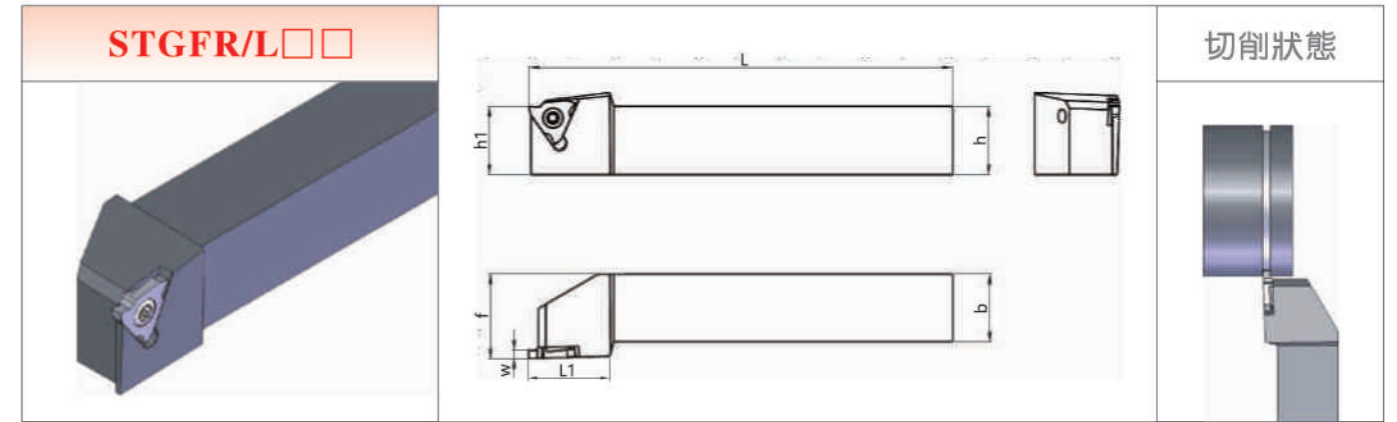
型号 Type	尺寸(Size)mm						刀片 Insert	垫片 Shim	螺钉 Screw	侧螺钉 Shim screw	扳手 Wrench
	h	b	L	L1	h1	f					
SER/L1212H16-B	12	12	100	20	12	18	16ER/L□□	X	M3.5×10	X	T15
SER/L1616H16-B	16	16	100	20	16	20					
SER/L2020K16-B	20	20	125	22	20	25	16ER/L□□	STM1603/ STM1603L	M3.5×12	M3×8C	T15
SER/L2525M16-B	25	25	150	22	25	32					



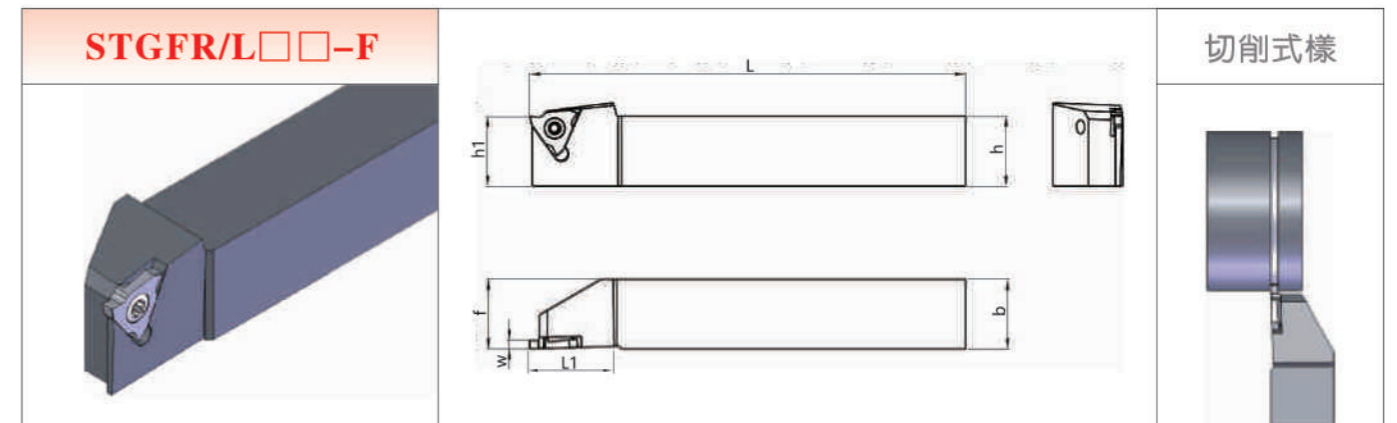
号 ype	尺寸(Size)mm							刀片 Insert	螺钉 Screw	扳手 Wrench
	W	b	h	L	h1	f	Tmax			
6R/L-03	3.125	16	16	100	16	16.4	18	ZQMX3N11-1E SP 300	M4 x 16	L3.0
0R/L-03	3.125	20	20	125	20	20.4	20		M5 x 16	L4.0
5R/L-03	3.125	25	25	150	25	25.4	20			
2R/L-03	3.125	32	32	170	32	25.4	25			
6R/L-04	4.125	16	16	100	16	16.4	18	ZQMX4N11-1E SP 400	M4 x 16	L3.0
0R/L-04	4.125	20	20	125	20	20.4	20		M5 x 16	L4.0
5R/L-04	4.125	25	25	150	25	25.4	20			
2R/L-04	4.125	32	32	170	32	25.4	25			
5R/L-05	5.125	25	25	150	25	25.5	25	ZQMX5N11-1E SP 500	M5 x 16	L4.0
2R/L-05	5.125	32	32	170	32	25.5	25			
5R/L-06	6.4	25	25	150	25	25.5	32	ZQMX6N11-1E SP 500	M6 x 28	L5.0
2R/L-06	6.4	32	32	170	32	25.5	32			



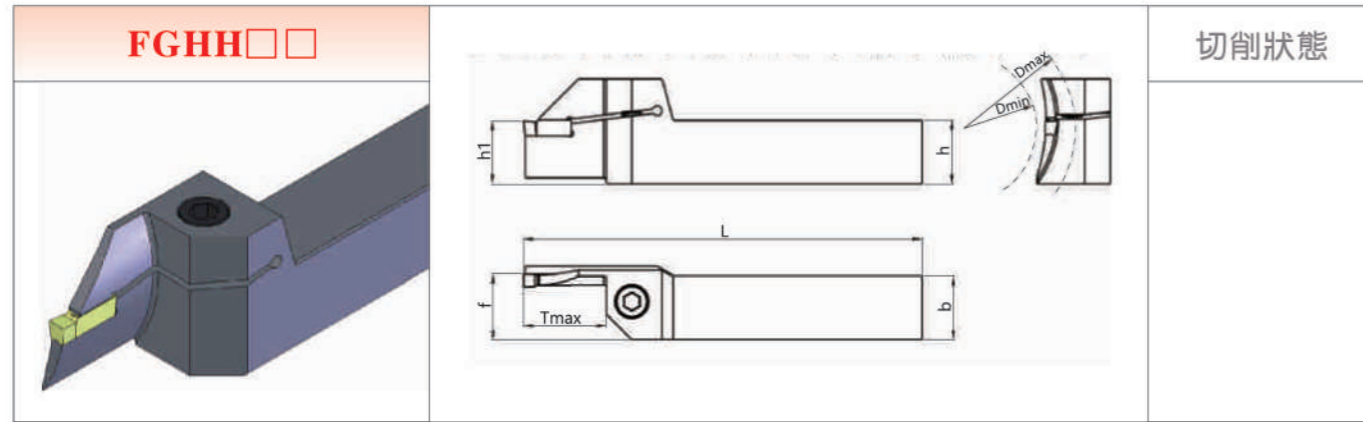
型号 Type	尺寸(Size)mm							刀片 Insert	螺钉 Screw	扳手 Wrench
	W	b	h	L	h1	f	Tmax			
MGEHR/L1616-2	2	16	16	100	16	16	16	MGMN200	M5 x 16	L3.0
MGEHR/L2020-2	2	20	20	125	20	20	16			L4.0
MGEHR/L1616-3	3	16	16	100	16	16	20	MGMN300 MGGN300 MRMN300	M5 x 16	L3.0
MGEHR/L2020-3	3	20	20	125	20	20	20			L4.0
MGEHR/L2525-3	3	25	25	150	25	25	20			L4.0
MGEHR/L3225-3	4	25	32	170	32	25	20	MGMN400 MGGN400 MRMN400	M5 x 16	L3.0
MGEHR/L1616-4	4	16	16	100	16	16	20			L4.0
MGEHR/L2020-4	4	20	20	125	20	20	20			L4.0
MGEHR/L2525-4	4	25	25	150	25	25	20			L4.0
MGEHR/L3232-4	4	32	32	170	32	25	20	MGMN500 MGGN500 MRMN500	M5 x 16	L4.0
MGEHR/L2020-5	5	20	20	125	20	20	25			L5.0
MGEHR/L2525-5	5	25	25	150	25	25	25	M6 x 18	M6 x 18	L5.0
MGEHR/L3232-5	5	32	32	170	32	25	25			L5.0
MGEHR/L2525-6	6	25	25	150	25	25	25	MGMN600 MGGN600 MRMN600	M6 x 18	L5.0
MGEHR/L3232-6	6	32	32	170	32	25	25			L5.0



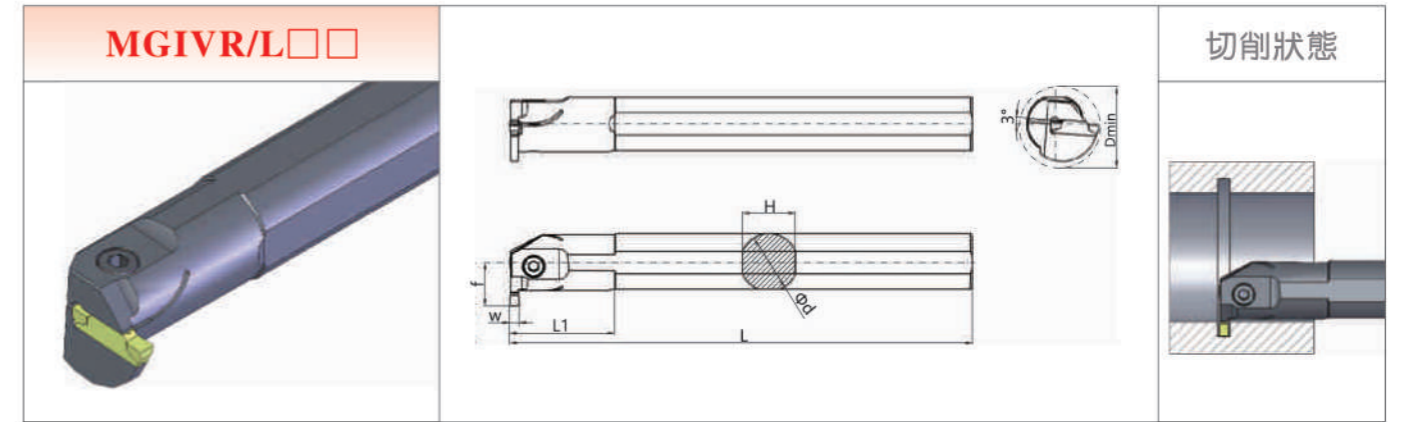
型号 Type	尺寸(Size)mm							刀片 Insert	螺钉 Screw	扳手 Wrench
	W	b	h	L	L1	h1	f			
STGFR/L1010F16	0.33 ~3.00	10	10	80	18.5	10	12	TGF32R/L□□□	M4 x 10	T15
STGFR/L1212H16		12	12	100		12	16			
STGFR/L1616H16		16	16	100		16	20			
STGFR/L2020K16		20	20	125		20	25			
STGFR/L2525M16		25	25	150		25	32			



型号 Type	尺寸(Size)mm							刀片 Insert	螺钉 Screw	扳手 Wrench
	W	b	h	L	L1	h1	f			
STGFR/L1010K16-F	0.33 ~3.00	10	10	100	18.5	10	10	TGF32R/L□□□	M4 x 10	T15
STGFR/L1212F16-F		12	12	125		12	12			
STGFR/L1212M16-F		12	12	150		12	12			
STGFR/L1616M16-F		16	16	170		16	16			



型号 Type	尺寸(Size)mm							刀片 Insert	螺钉 Screw	扳手 Wrench
	b	h	L	h1	f	Tmax	Dmin-Dmax			
FGHH320L-20/30-T15	20	20	125	20	20	15	φ20-φ30	FMM300R	M6 x 20	L5.0
FGHH320L-24/36-T15							φ24-φ36			
FGHH320L-30/44-T15							φ30-φ44			
FGHH320L-38/56-T15							φ38-φ56			
FGHH320L-50/72-T20	20	20	125	20	20	φ50-φ72	FGM300R			
FGHH320L-66/110-T20						φ66-φ110				
FGHH320L-100/200-T20						φ100-φ200				
FGHH320L-180/800-T20						φ180-φ800				
FGHH325L-20/30-T15	25	25	150	25	15	φ20-φ30	FMM300R	M6 x 25		
FGHH325L-24/36-T15						φ24-φ36				
FGHH325L-30/44-T15						φ30-φ44				
FGHH325L-38/56-T15						φ38-φ56				
FGHH325L-50/72-T20	25	25	150	25	20	φ50-φ72	FGM300R			
FGHH325L-66/110-T20						φ66-φ110				
FGHH325L-100/200-T20						φ100-φ200				
FGHH325L-180/800-T20						φ180-φ800				
FGHH420L-20/32-T20	20	20	125	20	20	φ20-φ32	FMM400R	M6 x 20		
FGHH420L-24/36-T20						φ24-φ36				
FGHH420L-28/44-T20						φ28-φ44				
FGHH420L-36/56-T20						φ36-φ56				
FGHH420L-48/74-T25	20	20	125	20	25	φ48-φ74	FGM400R			
FGHH420L-66/110-T25						φ66-φ110				
FGHH420L-100/200-T25						φ100-φ200				
FGHH420L-180/800-T25						φ180-φ800				
FGHH425L-20/32-T20	25	25	150	25	20	φ20-φ32	FMM400R	M6 x 25		
FGHH425L-24/36-T20						φ24-φ36				
FGHH425L-28/44-T20						φ28-φ44				
FGHH425L-36/56-T20						φ36-φ56				
FGHH425L-48/74-T25	25	25	150	25	25	φ48-φ74	FGM400R			
FGHH425L-66/110-T25						φ66-φ110				
FGHH425L-100/200-T25						φ100-φ200				
FGHH425L-180/800-T25						φ180-φ800				



型号 Type	尺寸(Size)mm						刀片 Insert	螺钉 Screw	扳手 Wrench
	W	Φd	f	L	Li	H			
MGIVR/L2016-2	2.0	16	12.4	125	35	15	MGMN200	M4 x 10	T15
MGIVR/L2520-2		20	14	150	45	18		M5 x 12	T20
MGIVR/L2925-2		25	17.25	200	45	23		M5 x 23	L4.0
MGIVR/L2520-3	3.0	20	15.6	150	45	18	MGMN300	M4 x 13	L3.0
MGIVR/L3125-3		25	18.9	200	45	23		M5 x 23	L4.0
MGIVR/L3732-3		32	21.5	250	65	30			
MGIVR/L2520-4	4.0	20	15.6	150	45	18	MGMN400	M4 x 13	L3.0
MGIVR/L3125-4		25	18.9	200	45	23			
MGIVR/L3732-4		32	21.5	250	65	30			
MGIVR/L3125-5	5.0	25	19.4	200	45	23	MGMN500	M5 x 23	L4.0
MGIVR/L3732-5		32	21.5	250	65	30			
MGIVR/L3125-6	6.0	25	19.4	200	45	23	MGMN600	M5 x 23	L4.0
MGIVR/L3732-6		32	21.5	250	65	30			